

2015

Pocono Mountain Regional Police Annual Report



Chief Christopher Wagner
Pocono Mountain Regional Police
Department
3/29/2016

Table of Contents:

Introduction	Page 3-4
PMRPC Representatives	Page 5
Barrett Township	Pages 6-7
Pennsylvania County Maps	Page 8
Municipality Fact Sheets	Pages 9-10
Employee Fact Sheets	Pages 11-13
Organizational Chart	Page 14
Miscellaneous Activity	Page 15
Special Unit Activity	Page 16
Training	Pages 17-18
Partnerships	Page 19
Units of Service / Budget	Pages 20-21
Mortgage	Page 22
Changes in Hours	Pages 23-24
Activity	Pages 25-26
Assigned Time Breakdown	Page 27
Funds Disbursed through District Courts	Pages 28-29
Municipality Hours / Activity Breakdown	Pages 30-34
Municipality Hourly Comparison	Pages 35-40
Municipality Activity Comparison	Pages 41-47
Purchased Vs. Actual Hours Breakdown	Pages 48-57
Additional Municipal Hours Breakdown	Pages 58-65
Allocated Time and Trends	Pages 66-74
Monroe County Control Center Statistics	Page 75
Uniform Crime Report Breakdown	Page 76
Cedar Crest College Crime Mapping	Pages 78-79
PMRPD Time Analysis	Pages 80-81
State Funded Programs	Page 82
Dispersed Funds	Pages 83-85
2014 Fleet	Pages 86-88
NEPA Counter Terrorism Task Force	Page 89
Pocono Mountain Regional Police Foundation	Pages 90-95

To: The Chairman and members of the Pocono Mountain Regional
Police Commission
From: Chief Christopher Wagner
Subject: 2015 Annual Report

Introduction

Dear members of the Pocono Mountain Regional Police Commission. I would like to take this opportunity to thank you for your continued leadership and support throughout 2015. The safety, security and quality of life within our communities are set on a foundation of sound leadership and cooperation among our municipalities. It is this leadership and cooperation that has nourished our Police Department into becoming a state model for regional policing.

2015 was a year of growth for the Department. Throughout the first several months of 2015, the Department and the Commission continued to explore the possibility of regionalizing with the Barrett Township Police Department. This process continued until culminating with the Barrett Township police department regionalizing with the Pocono Mountain Regional Police Department in July. Barrett Township formally became the 5th municipality to join our regional force.

The blending of the Barrett Township Police Department into the PMRPD was a smooth process which placed Barrett Townships former Chief, Steve Williams, into the Administrative Lieutenants position and Officer Ryan Venneman into a criminal investigations position. The other officers from Barrett Township were able to bid on shifts and integrate into the ranks of the PMRPD. As the 2015 year closed out, the regionalization was considered a success with a very smooth transition.

The Pocono Mountain Regional Police Commission also suffered a loss with the passing of Chairman Roy Gross. Chairman Gross had served on the Police Commission since the onset of the Regional Department in 1994. Chairman Gross dedicated much of his life to the success of this fine department and his loss affected not only the department but also the community as a whole. With his loss, a special meeting was held to re-organize. At this meeting, David Moyer was appointed to fill the vacancy left by Chairman Gross.

The department also continued on a path of staying positive and moving forward politically and operationally. The police commission has been served by positive leaders willing to work together for the greater good of our communities and police department. The men and women of our force have also maintained a positive, can do, attitude as reflected in their work. With this, it

is my intent to continue to steer our department in a positive direction through cooperation, understanding and clear expectations of what it takes to keep our communities safe.

Respectfully Submitted,

Christopher Wagner

Chief Christopher Wagner

2015 Pocono Mountain Regional Police Commission

Tobyhanna Township (3)

- Phyllis Haas (Secretary) (Treasurer)*
- David Moyer (Vice Chairman) (Chairman)*
- Donald Moyer

Mount Pocono Borough (2)

- Roy Gross (Chairman)
- Frederick Courtright
- Claudette Williams *

Tunkhannock Township (2)

- Fran DePiano (Treasurer) (Vice Chairman)*
- Brandon Igdalsky

Coolbaugh Township (3)

- Peter Volpe (Secretary)*
- John Adams
- David Pope

Barrett Township (1)


- Ralph Megliola **

Solicitor:

Attorney Harry Coleman

* Indicates a newly appointed position April 14, 2015 – December 31, 2015.

** Indicates a newly appointed position July 13, 2015 – December 31, 2015



Barrett Township Regionalization

In the fall of 2014, the Pocono Mountain Regional Police were approached by representatives of Barrett Township, Monroe County. Barrett Township was inquiring into the feasibility of regionalizing its 5 man police department with that of the Pocono Mountain Regional Police. Pocono Mountain Regional Police Chief Christopher Wagner, Barrett Township Police Chief Steve Williams and members of the Pocono Mountain Regional Police Commission addressed the Barrett Township board of supervisors and the public at the November 25, 2014 public meeting. During this meeting, it was addressed on how the PMRPD would provide police services to the township if the regionalization were to occur. Question and answer discussions continued into the early months of 2015.

On February 24th of 2015, a special meeting was held by the Pocono Mountain Regional Police Commission to discuss the process of the regionalization and to answer questions with the process. It was discussed that a Memorandum of Understanding would need to be put in place to outline an understanding prior to a formal resolution to include Barrett Township into the inter-municipal agreement.

Barrett Township Regionalization Continued

On March 9th, the Barrett Township board of supervisors sent chairman Roy Gross a letter of interest in becoming a member of the Pocono Mountain Regional Police Department. Barrett Township recognized the inter-municipal agreement and enclosed a Memorandum of Understanding to memorialize the agreement prior to being approved by the member municipalities and entering into the inter-municipal agreement.

On July 2nd, at a special meeting of the Board of Supervisors, **Tobyhanna Township** adopted ordinance # 523. Ordinance 523 authorized the entry into the 1996 Inter-Municipal Agreement to include Barrett Township.

On July 2nd, at a special meeting of the Board of Supervisors, **Tunkhannock Township** adopted ordinance # 2015-140. Ordinance 2015-140 authorized the entry into the 1996 Inter-Municipal Agreement to include Barrett Township.

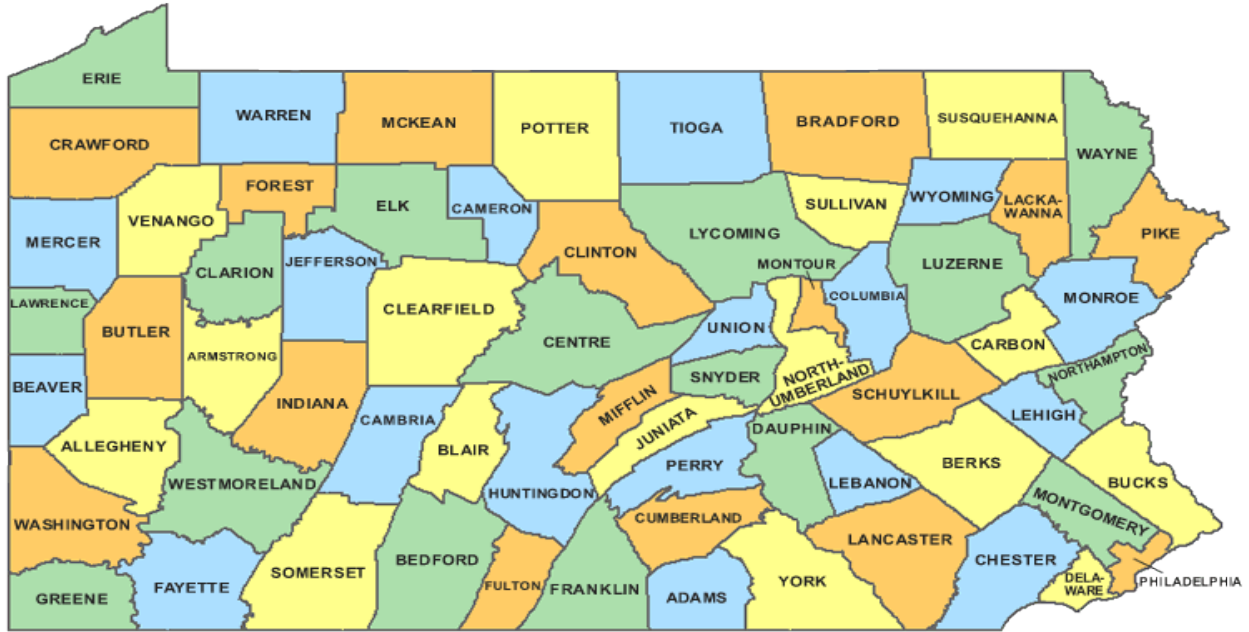
On July 6th, at a regularly scheduled meeting of **Mount Pocono Borough** council ordinance # 3 was adopted. Ordinance # 3 authorized the entry into the 1996 Inter-Municipal Agreement to include Barrett Township.

On July 6th, **Coolbaugh Township** held a special meeting and passed resolution # 08-2015 and adopted ordinance 124-2015 accepting and authorizing the admission of Barrett Township as a member municipality of the Pocono Mountain Regional Police Commission.

On July 7th, at a regularly scheduled meeting of the board of supervisors, Barrett Township passed resolution # 070715 and ordinance 182. Ordinance 182 authorized the Townships participation in the Pocono Mountain Regional Police Commission and authorized the township to enter into the 1996 Inter-Municipal Agreement. The Barrett Township Ordinance also disbanded the Barrett Township Police Department.

At 0001 hours, on Monday, July 13th 2015, the Pocono Mountain Regional Police Department officially accepted jurisdiction over Barrett Township, Monroe County for Police coverage. On this date and time, the former Officers of Barrett Township Police became members of the Pocono Mountain Regional Police Department.

Pennsylvania Local Government



2015 Fact Sheet

Serving the Communities of Tobyhanna Township, the Borough of Mount Pocono, Tunkhannock Township, Coolbaugh Township and Barrett Township.



The five municipalities of the Pocono Mountain Regional Police encompass approximately 236 square miles or 38% of the total land mass of Monroe County. We serve an approximate population of 43,228 or 25% of the population of Monroe County.

Pocono Mountain Regional Police

2015 Fact Sheet

Service Area	Square Miles	Road Miles	Municipal Roads	State Roads	Population Served
PMRPD TOTAL	236.05	333.96	192.56	141.4	43,228
Tobyhanna Township	52	87.68	49.06	38.62	8,554
Mount Pocono Borough	3.8	21.52	15.92	5.60	3,096
Tunkhannock Township	38	52.44	27.21	25.23	6,789
Coolbaugh Township	89	108.79	63.71	45.08	20,564
Barrett Township	53.25	63.53	36.66	26.87	4,225

Pennsylvania Regional Police Departments: 35

Square Mileage Served: 1,649.58

Total Population Served: 521,163

Total Officers: 612

Average Officer per population: 1/851

Average Officer per population PMRPD: 1/1054

* Information taken from the Consolidated Police Agencies Report Pennsylvania Department of Community and Economic Development.

Employees

Employees	Start of 2015	End of 2015
Sworn Employees	35	40
Non-Sworn Employees	6	6

2015 Retirements: 1

Sergeant Jeffrey Bowman: September 9, 2015

2015 Separation: 1

Officer Mark Andersen: November 9, 2015

2015 Barrett Regionalization Additions: 5

July 13, 2015

Lt. Steven Williams

Officer Robert Sheranko

Officer Ryan Venneman

Officer William Carey

Officer Lawrence Raisner

2015 New Hires: 2

Officer Holly Hutchinson: August 8, 2015

Officer Carmine Saprana: August 31, 2015

2015 Promotions: 1

Patrolman David Posluszny promoted to Sergeant December 8, 2015

2015 Employee Listing and Organizational Chart

(See next two Pages)

2015 Pocono Mountain Regional Police Employee Listing

<u>Title</u>	<u>Y#</u>	<u>Name</u>	<u>Date of Hire</u>
Chief	1	Chris Wagner	6/13/1994
LT	2	William Laverty	5/23/1994
**LT	3	Steve Williams	1/7/1995
***Sgt	9	Jeffrey Bowman	1/3/1990
Ofc	11	Jeffrey Lutz	2/21/1994
Ofc	17	Robert Bashore	5/1/1989
Det	18	Christopher Boheim	1/2/1995
Det/Sgt	23	Kenneth Lenning	3/29/1989
Ofc	26	Gary Gaus	7/8/1993
Det	27	John Bohrman	7/22/1993
Cpl	28	Steven Mertz	2/12/1997
Sgt	32	Charles LaRue	11/16/1998
Ofc	33	Richard Michaels	2/15/1999
Ofc	34	Maurice Vaccaro	6/7/1999
Ofc	35	Joseph Lutkowski	1/31/2000
Det/Cpl	37	Lucas Bray	1/22/2001
Sgt	38	Kristopher Vogt	1/14/2002
Ofc	39	Daniel Jones	6/19/2002
Cpl	41	Matthew Nero	1/20/2003
SRO	43	Daniel Smelas	10/16/2003
Det	45	Michael Sciarillo	5/2/2005
Ofc	46	Scott Dunlap	6/1/2005
Cpl	47	Nicholas Mecca	6/5/2006
SRO	48	James Apgar	7/24/2006
Ofc	49	Jeff Papi	9/20/2006
Sgt	50	David Posluszny	1/29/2007
Ofc	53	Keith Eichler	7/30/2007
Ofc	54	Derek Metzger	2/19/2008
***Ofc	56	Mark Andersen	3/3/2008
SRO	57	Kyle VanNote	8/4/2008
Ofc	58	Donald Scarfo	2/2/2009
Ofc	60	Erica Burk	2/2/2009
Det	61	Robert Miller	2/2/2009
Ofc	63	Derek Chaffee	2/2/2009
SRO	65	Jason Wile	8/3/2009
Ofc	67	Jesse Bohrman	8/4/2014
**Ofc	68	Robert Sheranko	9/1/1998
**Det	70	Ryan Venneman	5/1/1999
**Ofc	71	William Carey	8/1/2000
**Ofc	72	Lawrence Raisner	9/1/2000
*Ofc	73	Holly Hutchinson	8/10/2015

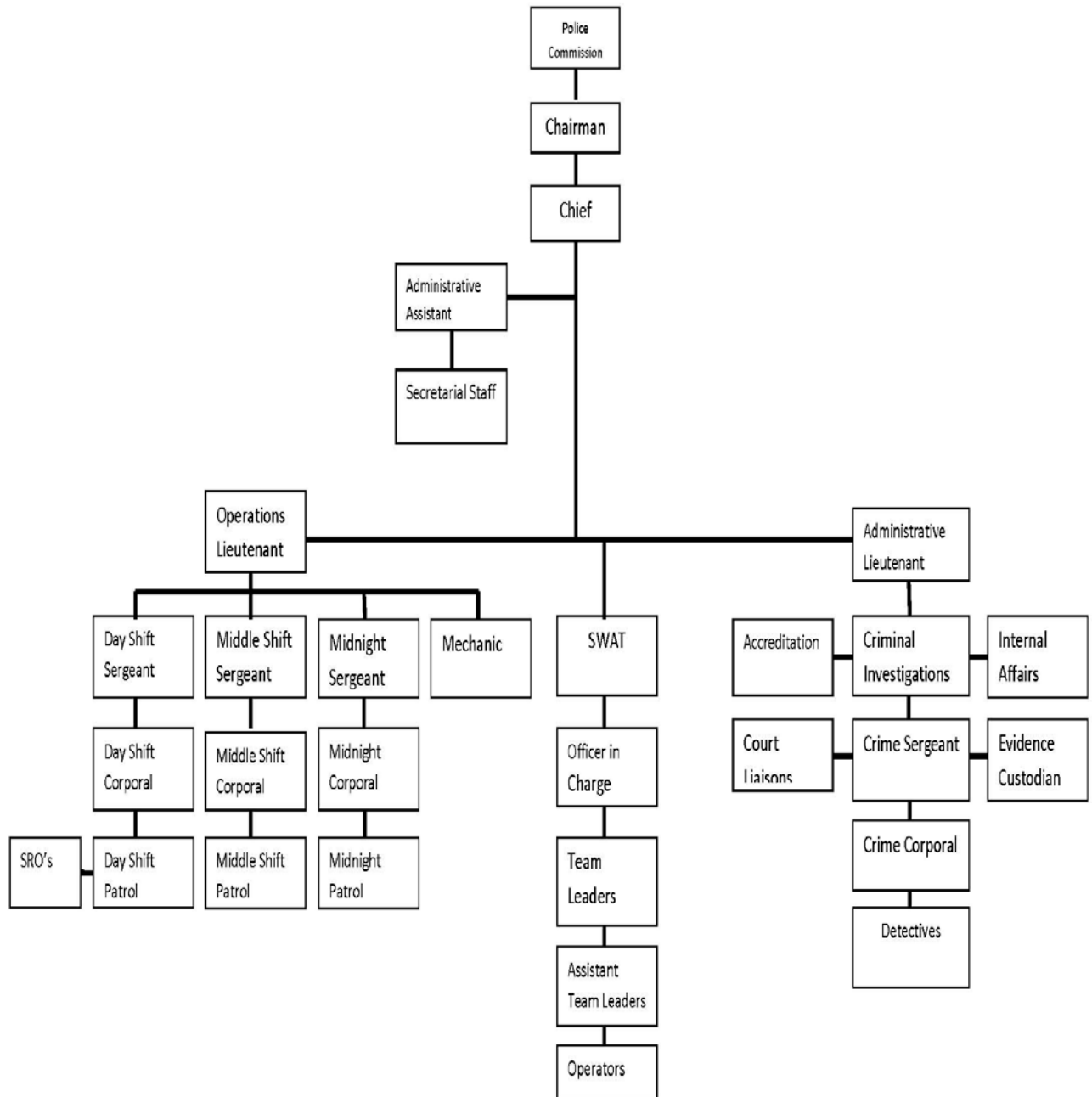
*Ofc	74	Carminc Saprana	8/31/2015
Secretary		Marianne Avosso	6/11/2007
Secretary		Laura Deane	6/19/2006
Secretary		Susan Kopp	2/2/2009
Exec. Asst.		Kathy Matisak	8/15/1988
Secretary		Barbara Wieand	1/14/2002
Mechanic		Thomas Petrosino (Part Time)	4/1/2003

* - New Hire

** - Barrett Regionalization

***- Separation

2015 Pocono Mountain Regional Police Organizational Chart



Pocono Mountain Regional Police

2015 Fact Sheet

Sick Time:

11 members of the PMRPD used no sick time during 2015. These Officers were: Chief Chris Wagner, Lieutenant William Laverty, Sergeant Jeffrey Bowman, Sergeant Kris Vogt, Sergeant David Posluszny, Detective Robert Miller, Officer Kyle VanNote, Officer Jeff Papi, Officer Jesse Bohrman, Officer Robert Sheranko, Officer Holly Hutchinson and Officer Carmine Saprana. .

The number of sick days taken during 2015 by all officers was 123.46 for an average of 3.29 days per officer. The number of sick days taken for non-sworn employees was 34.09. The average number of sick days for the non-sworn members was 6.8 sick days per employee.

Commendations:

2 commendations were given out this year to the following Officers:

Officer Richard Michaels for his successful efforts in saving a life of an unresponsive individual on May 26th 2015 in Wagners Forest, Tobyhanna Township.

Detective Robert Miller for his successful efforts in saving a life of an unresponsive individual on May 26th 2015 in Wagners Forest, Tobyhanna Township.

Pocono Mountain Regional Police

2015 Fact Sheet

Canine Activity:

Corporal Matt Nero / K9 Niko: 60 deployments
8 assists
2 apprehensions
0 bites
24 community events

Officer Joe Lutkowski / K9 Chase: 28 deployments
1 assists
0 apprehensions
0 bites
9 community events

Officer Lawrence Raisner / K9 Whisky: 1 deployment
3 assists
0 apprehensions
0 bites
1 community event

SWAT Activity: 1 Team Activation in Coolbaugh Township

Pocono Mountain Regional Police

2015 Fact Sheet

Training:

The Pocono Mountain Regional Police strives to provide as much training as possible given the responsibilities to patrol and criminal investigations, in relation to the budget allocation. In 2015, the Department increased the training budget by \$10,000 in order to continually improve our staff. All officers are required to attend the Municipal Police Officer Education and Training Commissions (MPOETC) mandatory updates. We also have required certifications and re-certifications for departmental trainers. The Pocono Mountain Regional Police Department received the following training for various officers during 2015:

- 1) Act 120 Mandatory Updates
- 2) Standard Field Sobriety Testing
- 3) Bulletproof Leadership
- 4) First Aid
- 5) CPR
- 6) Advanced Media Relations
- 7) National Incident Management System 100
- 8) National Incident Management System 200
- 9) National Incident Management System 300
- 10) National Incident Management System 700
- 11) Underage and Dangerous Drinking
- 12) Armored Rescue Vehicle Tactical Operations
- 13) Pennsylvania Law Enforcement Accreditation Conference
- 14) Pennsylvania Law Enforcement Accreditation Managers Seminar
- 15) Pennsylvania Law Enforcement Accreditation Assessors Update
- 16) Wiretapping and Electronic Surveillance
- 17) Oleoresin Capsicum Instructor
- 18) National Police Working Dog Association Conference
- 19) Pennsylvania Narcotics Officers Association Conference
- 20) Pennsylvania Labor Relations Association Conference
- 21) Human Trafficking
- 22) Wooded Terrain Operations

Pocono Mountain Regional Police

2015 Fact Sheet

Training Continued:

- 23) CDR Technician
- 24) Traffic Occupant Protection Strategies
- 25) Department of Justice Operations Overview
- 26) Department of Justice Weapons of Mass Destruction
- 27) Drug Enforcement Administration Environmental Management
- 28) Asset Forfeiture
- 29) Firearms Instructor
- 30) Hostage Negotiations Conference
- 31) National Rifle Association Range Development
- 32) Taser Instructor
- 33) Armament System and Procedures baton
- 34) Oleoresin Capsicum projector
- 35) Taser
- 36) Handcuffing
- 37) Firearms
- 38) Use of Force
- 39) Biased Based Policing
- 40) Field Training Officer
- 41) On-Scene Collision Investigator
- 42) First Contact
- 43) Under 100
- 44) Vehicle Inspection Regulations
- 45) Tracker Speed Timing Device
- 46) Commonwealth Law Enforcement Network
- 47) PA Coroners Seminar
- 48) Advanced Roadside Impaired Driver Enforcement
- 49) Monthly SWAT Training
- 50) Monthly Marksmen Training
- 51) Quarterly K9 Training
- 52) Quarterly Crisis Negotiations Training

Pocono Mountain Regional Police Partnerships

Partnership:

1) Pocono Mountain School District – School Resource Officer (SRO) Program

- The Pocono Mountain Regional Police currently has 4 SRO's within the Pocono Mountain School District (PMSD). These Officers are currently in the Pocono Mountain West Junior High School, the Pocono Mountain West High School, the Pocono Mountain East High School and the Clear Run Campus in Coolbaugh Township. The Clear Run Campus was an addition in 2015, increasing the SRO contingent from 3 to 4 Officers.
- PMSD has reimbursed the PMRPD \$288,080.60, in salary, for the SRO program in 2015.
- PMSD has reimbursed the PMRPD \$8,835.00 for extra duty assignments.

2) Drug Enforcement Administration Task Force

- The Pocono Mountain Regional Police continued its partnership with the DEA Task Force in 2015.
- Detective Michael Sciarillo continued as the PMRPD DEA task force representative
- The PMRPD has been reimbursed \$10,863.02 for overtime in 2015.
- The PMRPD has been reimbursed \$1,524.72 for DEA Organized Crime Drug Enforcement Task Force (OCDEFT).

3) Monroe County Drug Task Force

- The Pocono Mountain Regional Police continues to participate in the Monroe County Drug Task Force (MCDTF).
- The MCDTF has reimbursed the PMRPD \$17,745.38 for overtime in 2015.

4) Northeast Pennsylvania Counter Terrorism Task Force (NEPACTTF)

- The PMRPD continues to participate in the NEPACTTF
The NEPACTTF purchased 6 ballistic vests at a cost of \$8902.32 and 10 plate carriers for the PMRPD SWAT team at a cost of \$1,135.00, for a total expenditure of \$10,037.32.

5) Pocono Mountain Regional Police Foundation (PMRPF)

- The PMRPD continues to receive support through the Pocono Mountain Regional Police Foundation. In 2015, the PMRPF purchased equipment for and reimbursed the department a total of \$15,446.48 (see pages 89-93).

6) Cedar Crest College

- The Pocono Mountain Regional Police continued its partnership with Cedar Crest College in 2015. Cedar Crest College continues to provide quarterly and annual crime mapping reports to the PMRPD.

Pocono Mountain Regional Police

2015 Fact Sheet

Units of Service:

The Pocono Mountain Regional Police uses a unit of service concept whereby municipalities purchase a requested number of hours by unit. A unit of service is equal to 10 hours of service. This unit of service is known as a Police Protection Unit or PPU. The 2015 cost per PPU was \$40,606.11. On July 13th, 2015, the Pocono Mountain Regional Police Regionalized with Barrett Township. This regionalization and subsequent budget change decreased the PPU to \$ 40,332.44. Officers activity is monitored and accounted for by every minute of their shift through our records management system.

2015 Budget Hours Breakdown

2014 Total Hours Available per Week: 1280

2015 Total Hours Available per Week: 1280

2014 Total Hours Available per Day: 183

2015 Total Hours Available per Day: 183

Monthly Hours Days per Month

Municipality	2014 Hours	2015 Hours	2015 %	28	30	31
Tobyhanna	420.61	420.61	32.86	1682	1803	1863
Mt. Pocono	169.09	169.09	13.21	676	725	749
Tunkhannock	160.00	160.00	12.50	640	686	709
Coolbaugh	530.30	530.30	41.43	2121	2273	2348
Totals	1280.00	1280.00	100	5120	5486	5669

2015 Total Budget: **\$6,178,882**

2015 Revenue Adjusted Budget: **\$5,197,582**

2015 Unit of Service Cost: **\$40,606.11**

Pocono Mountain Regional Police

2015 Fact Sheet

2015 Budget – Municipal Breakdown

Tobyhanna Township: **\$1,707,925.45**

Mount Pocono Borough: **\$686,600.58**

Tunkhannock Township: **\$649,697.75**

Coolbaugh Township: **\$2,153,358.23**

Revised Budget To Include Barrett Township:

Monthly Hours
Days per Month

Municipality	2014 Hours	2015 Hours	2015 %	28	30	31
Tobyhanna	420.61	420.56	30.04	1682	1803	1862
Mt. Pocono	169.09	169.12	12.08	676	725	749
Tunkhannock	160.00	160.02	11.43	640	686	709
Coolbaugh	530.30	530.32	37.88	2121	2273	2349
Barrett		119.98	8.57	480	514	531
Totals	1280.00	1400.00	100	5600	6000	6200

7/13/2015 – 12/31/2015:

Tobyhanna Township: **\$804,747.80**

Mount Pocono Borough: **\$323,613.63**

Tunkhannock Township: **\$306,200.65**

Coolbaugh Township: **\$1,014,775.19**

Barrett Township: **\$229,583.51**

Pocono Mountain Regional Police 2015 Fact Sheet

Total Yearly Mortgage 2015:

2015 Mortgage Contributions:

Tobyhanna Township:	26% / \$39,036.04
Mount Pocono Borough:	23% / \$34,531.92
Tunkhannock Township:	25% / \$37,571.14
Coolbaugh Township:	26% / \$39,036.04

In 2015, the mortgage was refinanced with ESSA bank dropping the interest rate to 3.00%. This refinance dropped the monthly mortgage payment from \$13,088.88 to \$12,222.89. The first payment at this rate took place in May of 2015 for a 2015 savings over 8 months of \$6,927.92.

* Note: Barrett Township as part of the regionalization process does not pay a mortgage contribution and does not have equity interest in the PMRPD building.

Pocono Mountain Regional Police

2015 Fact Sheet

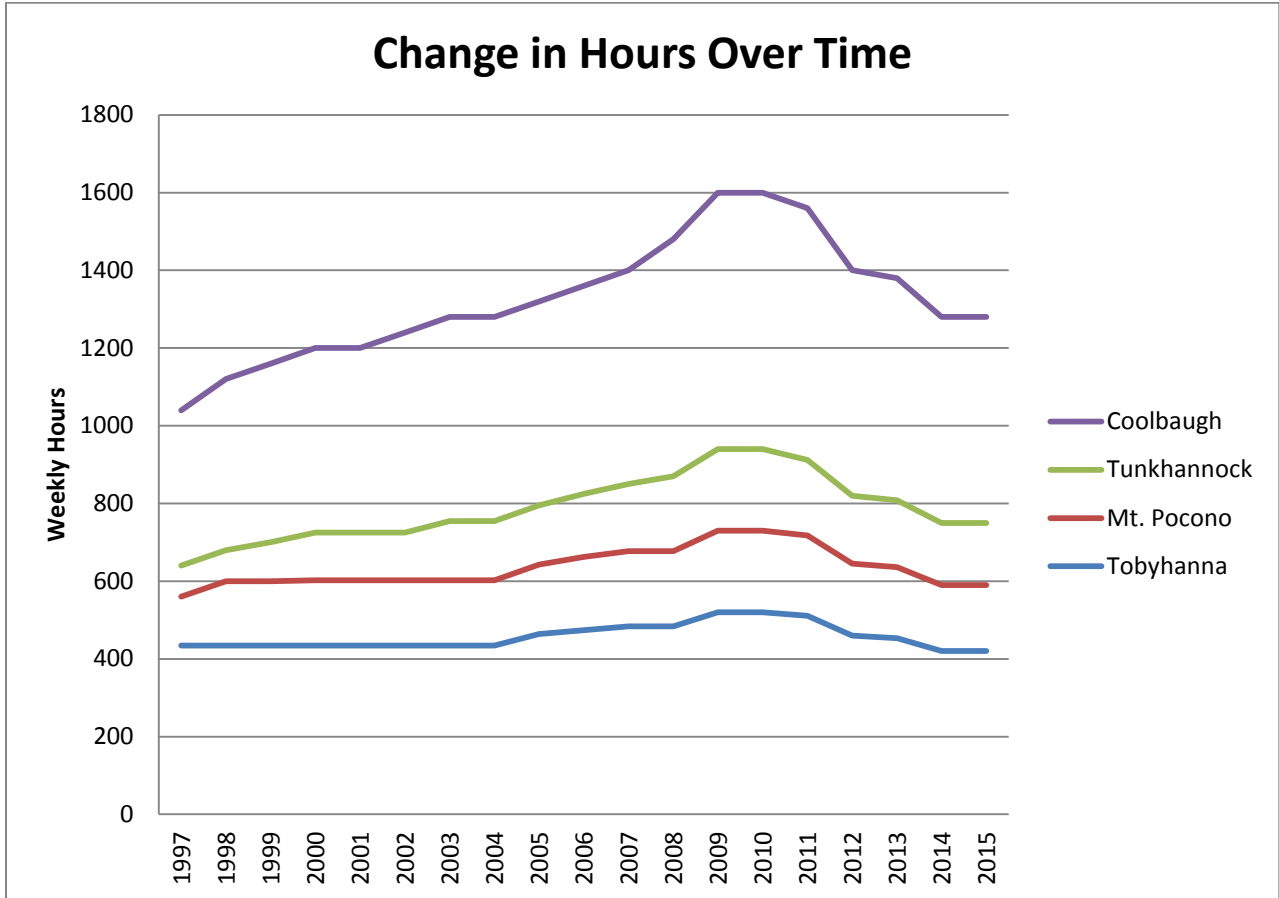
Change In Hours 1997 - 2015

Year	Tobyhanna Twp	Mt. Pocono	Tunkhannock Twp	Coolbaugh Twp	Barrett Twp	Change in hours
1997	434	126	80	400	N/A	1040 Total
1998	434	166	80	440	N/A	+80 / 1120 Total
1999	434	166	100	460	N/A	+ 40 / 1160 Total
2000	434	168.5	122.5	475	N/A	+ 40 / 1200 Total
2001	434	168.5	122.5	475	N/A	0 / 1200 Total
2002	434	168.5	122.5	515	N/A	+ 40 / 1240 Total
2003	434	168.5	152.5	525	N/A	+ 40 / 1280
2004	434	168.5	152.5	525	N/A	0 / 1280
2005	464	178.5	152.5	525	N/A	+ 40 / 1320
2006	474	188.5	162.5	535	N/A	+40 / 1360
2007	484	193.5	172.5	550	N/A	+40 / 1400
2008	484	193.5	192.5	610	N/A	+ 80 / 1480
2009	520	210	210	660	N/A	+ 120 / 1600
2010	520	210	210	660	N/A	0 / 1600
2011	511	206.5	194.6	647.9	N/A	- 40 / 1560
2012	460	185	175	580	N/A	- 160 / 1400
2013	453.47	182.3	172.5	571.73	N/A	- 20 / 1380
2014	420.61	169.09	160.00	530.30	N/A	- 100 / 1280
2015	420.61	169.09	160.00	530.30	120.00	1400 Total

Increase

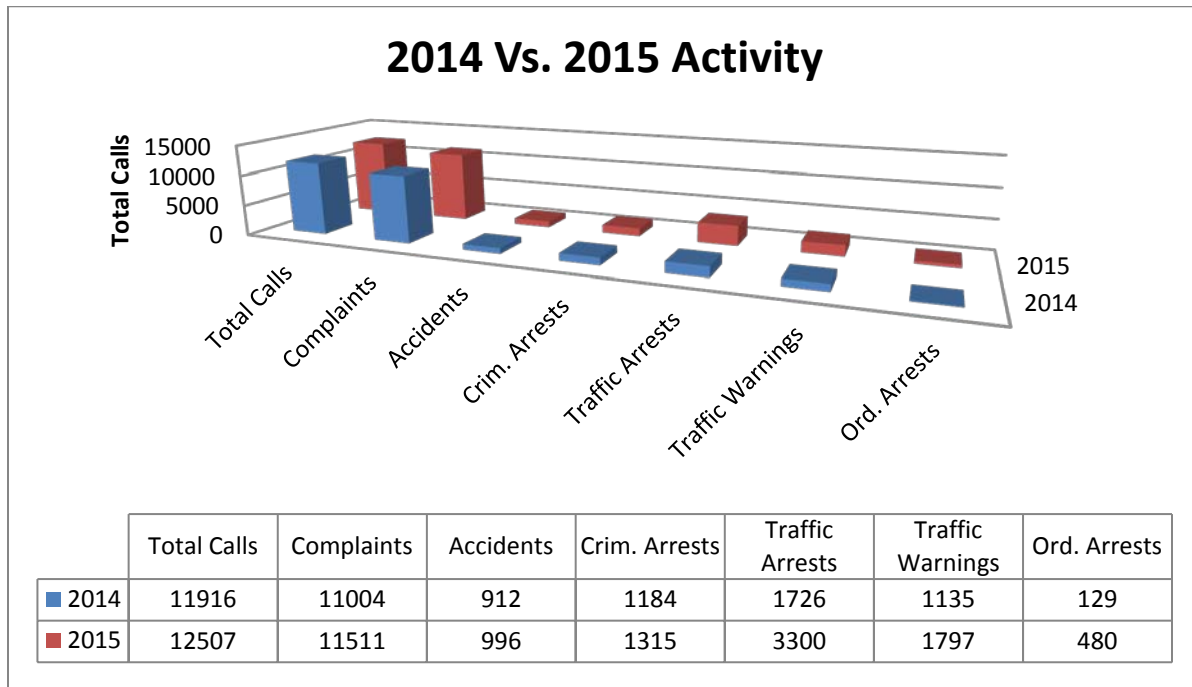
Decrease

Pocono Mountain Regional Police 2015 Fact Sheet



Pocono Mountain Regional Police Department 2014 vs 2015 Activity

	2014	2015	Increase / Decrease	Percentage
Total Calls	11916	12507	+ 591	+ 4.9%
Complaints	11004	11511	+ 507	+ 4.6%
Accidents	912	996	+84	+ 9.2%
Criminal Arrests	1184	1315	+131	+ 11.06%
Traffic Arrests	1726	3300	+ 1503	+87.07%
Traffic Warnings	1135	1797	+ 662	+58.32%
Ordinance Arrests	129	480	+ 351	+272.09%



Pocono Mountain Regional Police Department

2015 Total Activity

Hours

Activity

	Patrol	Investigations	Vascar	Court	Assigned	Complaints	Accidents	Criminal Arrests	Traffic Arrests	Warning	Ord. Arrests
January	1191	2149	13	191	2124	817	107	78	225	129	38
February	1196	2048	3	252	1622	760	88	76	156	84	40
March	1318	1954	13	238	2146	782	84	96	152	116	17
April	1183	2106	17	248	1932	811	66	94	222	124	16
May	1207	1902	21	232	2307	909	68	98	251	129	11
June	1062	2074	8	186	2156	995	83	182	201	116	36
July	1140	2160	13	285	2399	1083	92	91	341	202	102
August	1280	2305	6	116	2492	1229	84	169	383	173	72
September	1068	2356	13	224	2339	1144	74	119	339	148	50
October	1169	2199	12	246	2574	1094	76	114	249	124	25
November	1343	1885	14	158	2599	913	103	84	497	270	29
December	1208	2058	3	132	2799	974	71	118	284	182	44
Total	14,365	25,196	136	2,508	27,489	11,511	996	1319	3300	1797	480

Pocono Mountain Regional Police Assigned Time Breakdown

	Training	Administration	Assists	Total
January	326.67	1764.24	33.00	2123.91
February	300.41	1288.15	33.78	1622.34
March	617.19	1508.78	20.40	2146.37
April	466.56	1439.03	26.05	1931.64
May	345.49	1944.56	17.02	2307.07
June	250.81	1875.53	29.93	2156.27
July	248	2103	47	2399
August	278	2176	39	2492
September	514	1786	39	2339
October	939	1621	14	2574
November	531	2057	12	2599
December	541	2238	20	2799
Total	5358.13	21801.29	331.18	27489.6

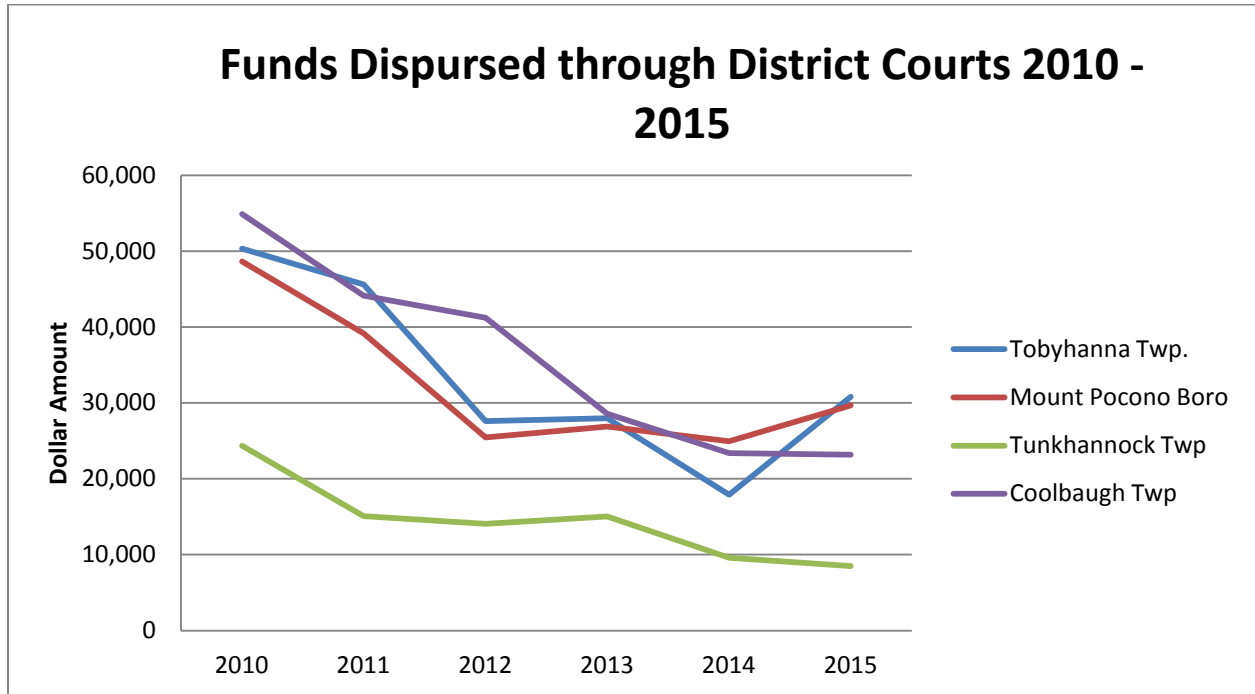
Pocono Mountain Regional Police Department 2015 District Courts

Funds Dispersed from District Courts 2010 – 2015

	2010	2011	2012	2013	2014	2015	%
Tobyhanna Township	\$50,348.71	\$45,599.71	\$27,591.69	\$27,988.17	\$17,924.76	\$30,789.46	33
Mount Pocono Borough	\$48,657.00	\$39,165.24	\$25,458.69	\$26,908.44	\$24,966.76	\$29,676.86	32
Tunhannock Township	\$24,377.40	\$15,086.41	\$14,080.02	\$15,023.11	\$9,605.07	\$8,512.59	9
Coolbaugh Township	\$54,899.87	\$44,151.45	\$41,224.28	\$28,558.77	\$23,380.45	\$23,192.95	25
* Barrett Township						\$2,292.72	1
Total	\$178,282.98	\$144,002.81	\$108,354.68	\$98,478.49	\$75,877.04	\$93,318.22	100

* Includes the entirety of 2015. Percentage based on a 50% assumption (July 13 2015 – December 31, 2015).

Pocono Mountain Regional Police Department 2015 District Courts



Pocono Mountain Regional Police Municipality Breakdown

Tobyhanna Township

	Patrol	Investigation	VASCAR	Court	Assigned	Total
January	715.52	536.72	11.47	15.42	697.92	1977.05
February	717.07	353.53	2.75	56.98	533.10	1663.43
March	788.79	415.43	13.10	36.72	705.29	1959.33
April	685.82	440.74	13.03	49.56	634.74	1823.89
May	690.47	402.55	12.87	49.55	758.11	1913.55
June	725.43	380.70	7.01	56.59	708.55	1878.28
July	698	455	8	51	744	1957
August	699	498	4	28	749	1978
September	637	357	5	38	703	1739
October	799	385	10	21	773	1988
November	861	405	10	21	781	2078
December	542	345	0	31	841	1758
Total	8559	4974	97	455	8628	22713

	Total Calls	Complaints	Accidents	Criminal Arrests	Traffic Arrests	Traffic Warnings	Ordinance Arrests
January	249	216	33	19	101	55	4
February	209	183	26	9	46	45	6
March	213	188	25	23	64	63	3
April	207	186	21	47	89	64	4
May	256	237	19	21	91	51	5
June	274	245	29	46	79	61	11
July	287	259	28	18	172	105	32
August	308	288	20	24	172	84	15
September	267	253	14	12	162	68	19
October	258	237	21	31	134	71	8
November	240	200	40	16	227	143	9
December	224	216	8	19	103	79	1
Total	2992	2708	284	285	1440	889	117

Pocono Mountain Regional Police Municipality Breakdown

Mount Pocono Borough

	Patrol	Investigation	VASCAR	Court	Assigned	Total
January	69.10	333.13	1.07	72.43	280.57	756.30
February	65.98	338.05	0	61.14	214.31	679.48
March	8.37	308.92	0	65.30	283.54	666.13
April	17.13	218.20	0	60.11	255.16	550.60
May	11.50	231.54	0	25.62	304.77	573.43
June	20.89	351.20	0	48.05	284.84	704.98
July	50	256	2	55	299	662
August	41	356	0	26	301	724
September	83	355	5	41	283	767
October	39	380	0.00	54	311	784
November	53	330	2	39	314	737
December	63	333	0	48	338	782
Total	522	3792	10	595	3469	8386.92

	Total Calls	Complaints	Accidents	Criminal Arrests	Traffic Arrests	Traffic Warnings	Ordinance Arrests
January	160	132	28	22	46	28	23
February	159	132	27	30	53	9	25
March	159	140	19	31	24	12	7
April	143	127	16	12	38	13	9
May	132	118	14	29	76	18	4
June	204	182	22	45	47	21	21
July	183	166	17	32	80	29	64
August	202	176	26	46	88	36	51
September	201	180	21	27	78	33	22
October	192	174	18	38	33	14	12
November	156	136	20	23	127	53	15
December	171	147	24	34	42	28	37
Total	2062	1810	252	369	732	294	290

Pocono Mountain Regional Police Municipality Breakdown

Tunkhannock Township

	Patrol	Investigation	VASCAR	Court	Assigned	Total
January	50.50	239.53	0	24.23	265.49	579.75
February	54.37	389.01	0	37.70	202.79	683.87
March	47.06	284.95	.25	31.39	268.30	631.95
April	36.41	284.26	.72	10.10	241.45	572.67
May	42.31	385.98	4.8	83.65	288.39	805.13
June	116.92	288.62	0	10.03	269.53	685.10
July	43	224	0	82	283	632
August	156	293	0	7	285	740
September	61	376	0	46	267	750
October	49	401	1	107	294	853
November	39	305	0.00	30	297	670
December	61	386	0.00	10	320	777
Total	756	3858	7	478	3282	8380.47

	Total Calls	Complaints	Accidents	Criminal Arrests	Traffic Arrests	Traffic Warnings	Ordinance Arrests
January	121	104	17	6	9	4	0
February	144	136	8	7	13	4	0
March	109	103	6	6	8	6	0
April	117	109	8	10	8	3	0
May	131	121	10	10	9	4	0
June	135	124	11	41	8	20	0
July	122	109	13	5	8	20	0
August	180	175	5	44	18	19	1
September	147	136	11	40	13	9	1
October	179	168	8	14	5	2	1
November	138	127	11	8	9	1	0
December	158	147	11	11	14	6	0
Total	1678	1559	119	202	143	86	3

Pocono Mountain Regional Police Municipality Breakdown

Coolbaugh Township

	Patrol	Investigation	VASCAR	Court	Assigned	Total
January	355.62	1040.08	.55	79.72	879.94	2355.91
February	358.36	966.97	0	95.75	672.13	2093.21
March	473.60	944.50	0	104.25	889.24	2411.59
April	443.74	1163.08	3.65	128.08	800.28	2538.83
May	462.50	882.20	2.92	73.47	955.82	2376.91
June	199.16	1053.25	.73	71.15	893.35	2217.64
July	270	1079	2	87	939	2376
August	311	1041	2	46	944	2344
September	242	974	3	87	886	2193
October	194	873	2	50	975	2094
November	298	701	2	46	985	2032
December	456	826	3	40	1060	2385
Total	4064	11545	21	908	10879	27418.09

	Total Calls	Complaints	Accidents	Criminal Arrests	Traffic Arrests	Traffic Warnings	Ordinance Arrests
January	391	363	28	28	69	42	11
February	332	305	27	30	44	26	9
March	379	345	34	35	56	35	7
April	407	386	21	25	87	44	3
May	456	431	25	38	75	56	2
June	459	438	21	50	46	26	4
July	509	478	31	34	77	47	6
August	523	499	24	51	80	33	5
September	497	474	23	30	75	37	8
October	440	417	23	29	54	32	4
November	404	380	24	27	114	58	5
December	419	396	23	47	100	54	6
Total	5216	4912	304	424	877	490	70

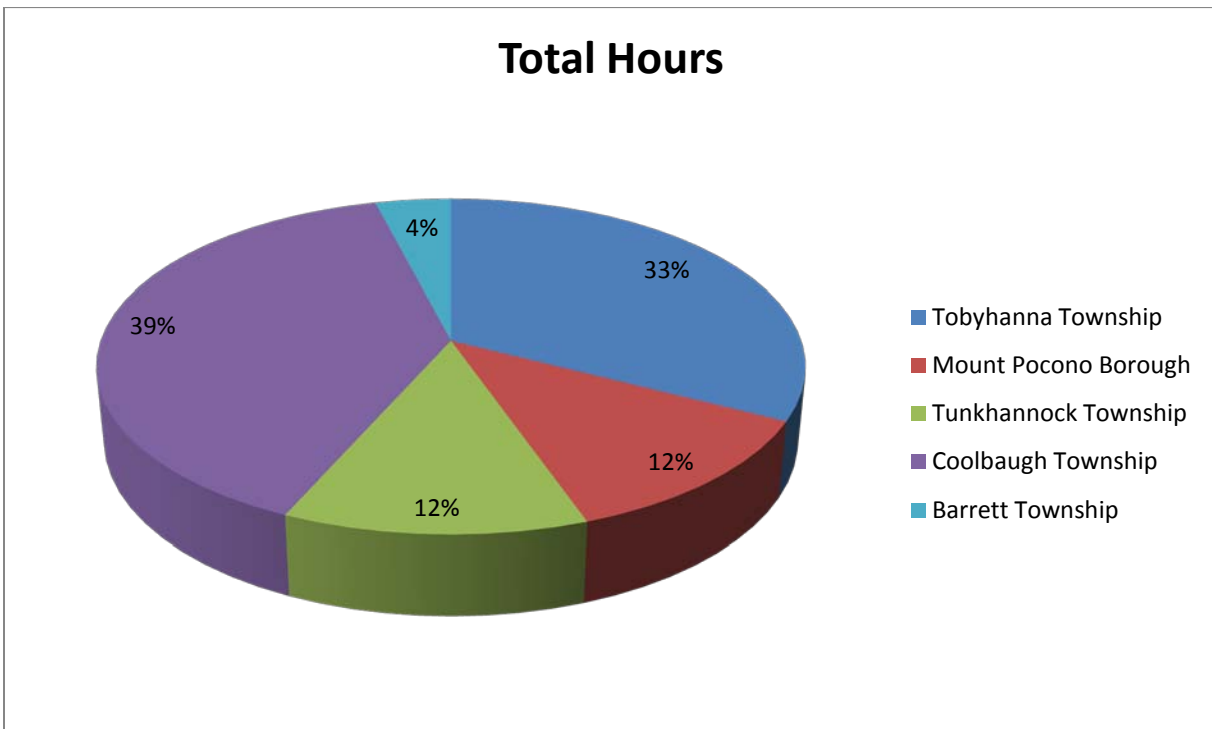
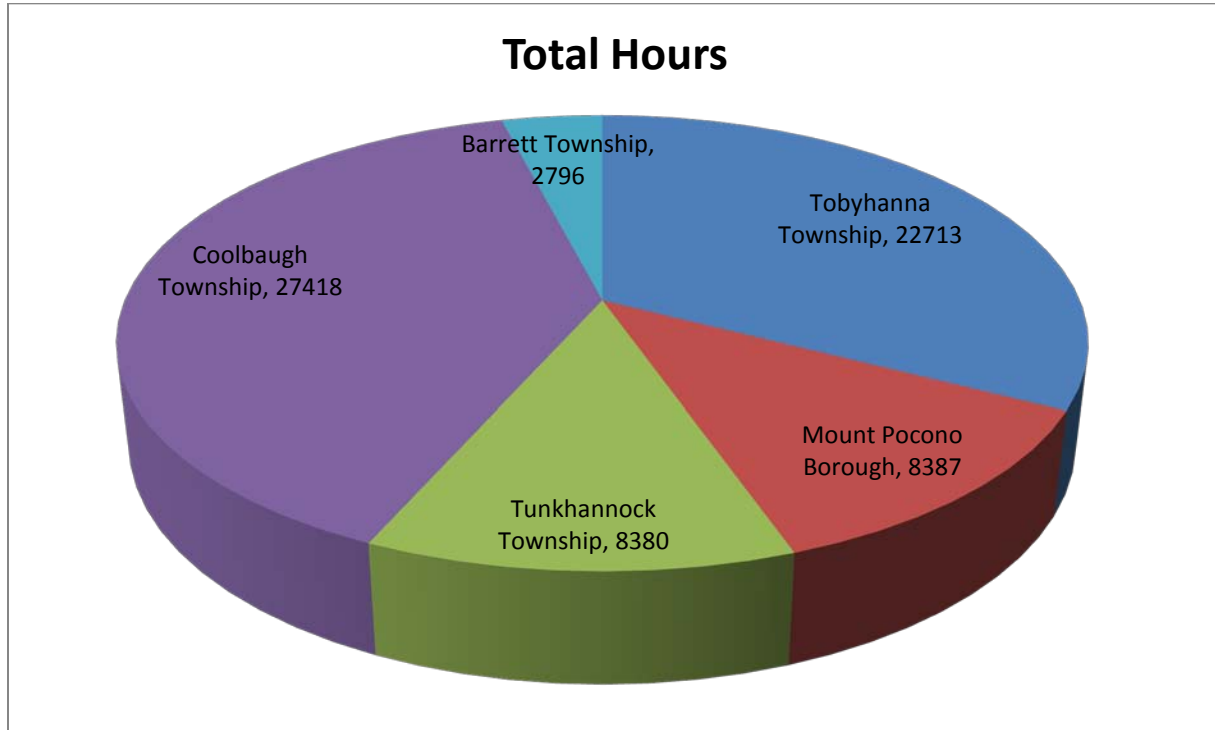
Pocono Mountain Regional Police Municipality Breakdown

Barrett Township

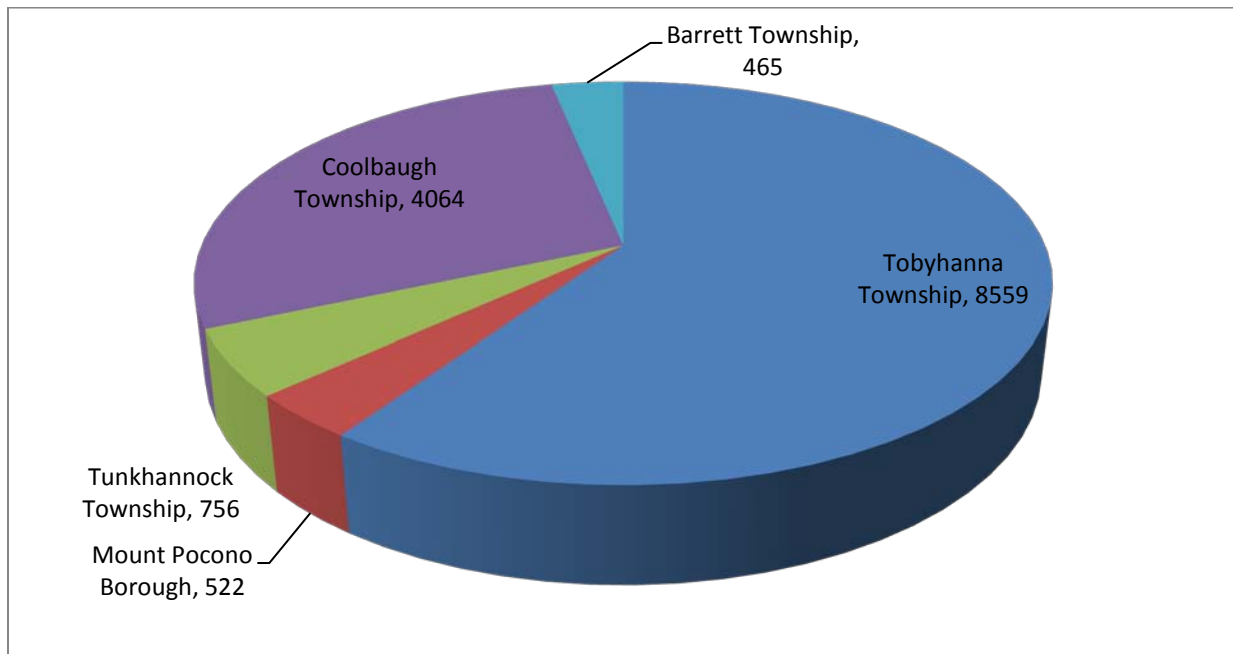
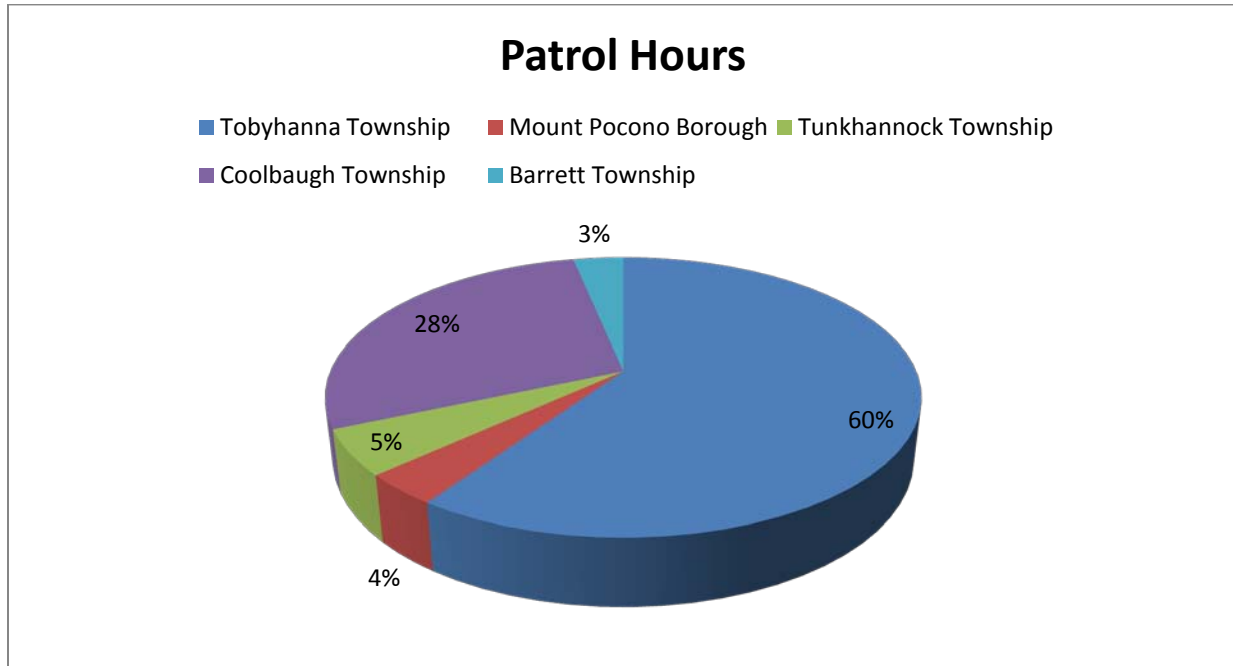
	Patrol	Investigation	VASCAR	Court	Assigned	Total
January						
February						
March						
April						
May						
June						
July	78	145	0	12	134	368
August	74	117	0	10	214	415
September	46	294	0	11	200	551
October	89	159	0	12	221	482
November	93	144	0	23	223	483
December	86	168	0	4	240	497
Total	465	1027	0	73	1231	2796

	Total Calls	Complaints	Accidents	Criminal Arrests	Traffic Arrests	Traffic Warnings	Ordinance Arrests
January							
February							
March							
April							
May							
June							
July	70	67	3	2	4	1	0
August	98	89	9	4	25	1	0
September	99	94	5	10	11	1	
October	101	95	6	2	23	5	0
November	74	66	8	10	20	15	0
December	68	63	5	7	25	15	0
Total	510	474	36	35	108	38	0

Pocono Mountain Regional Police Department 2015 Hourly Comparison



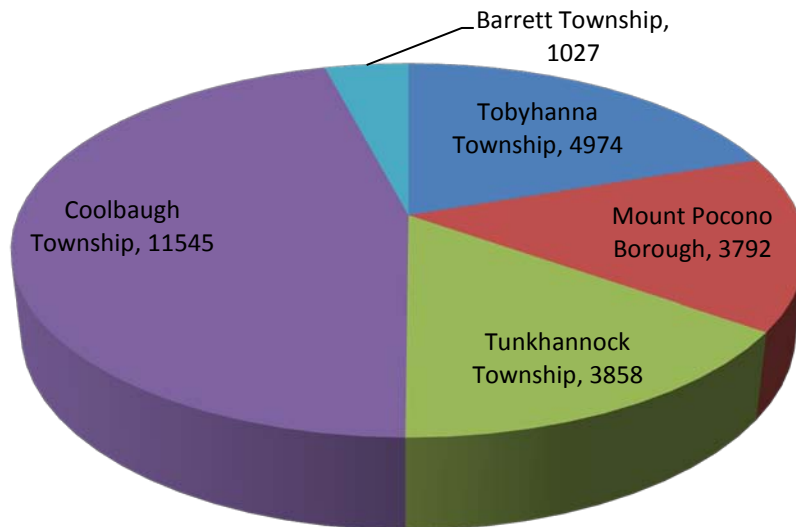
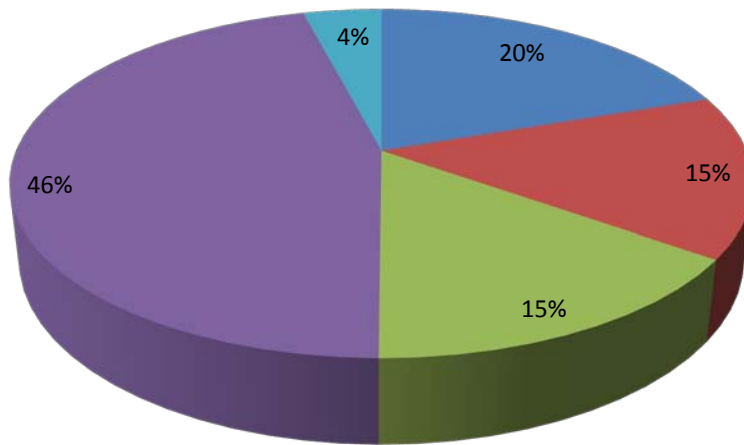
Pocono Mountain Regional Police Department 2015 Hourly Comparison



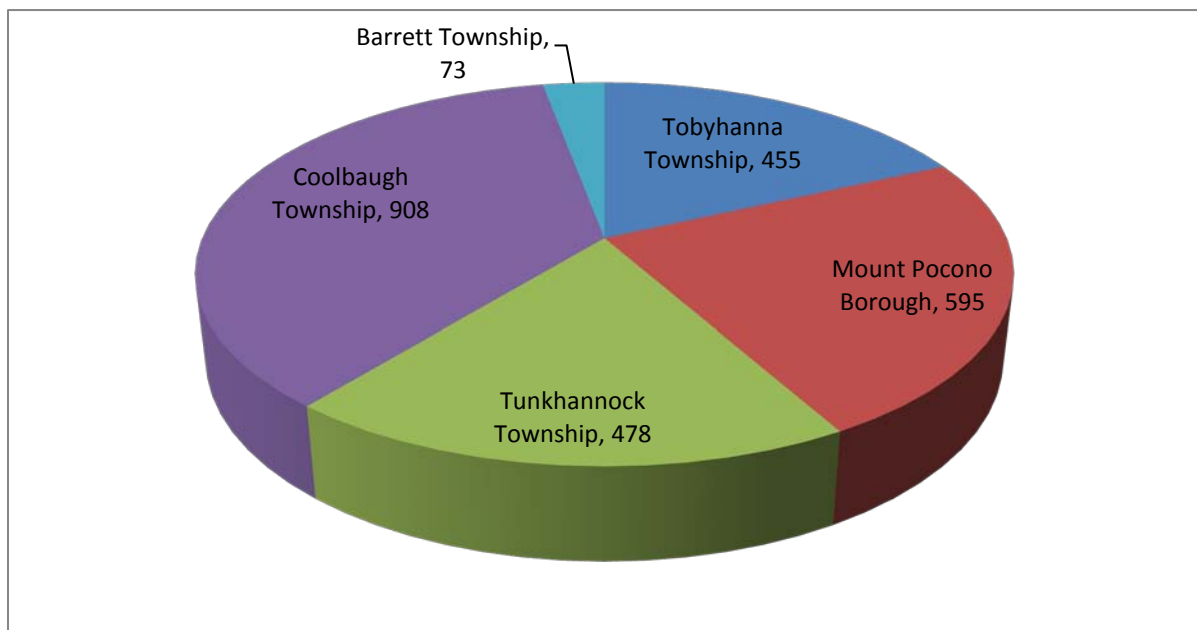
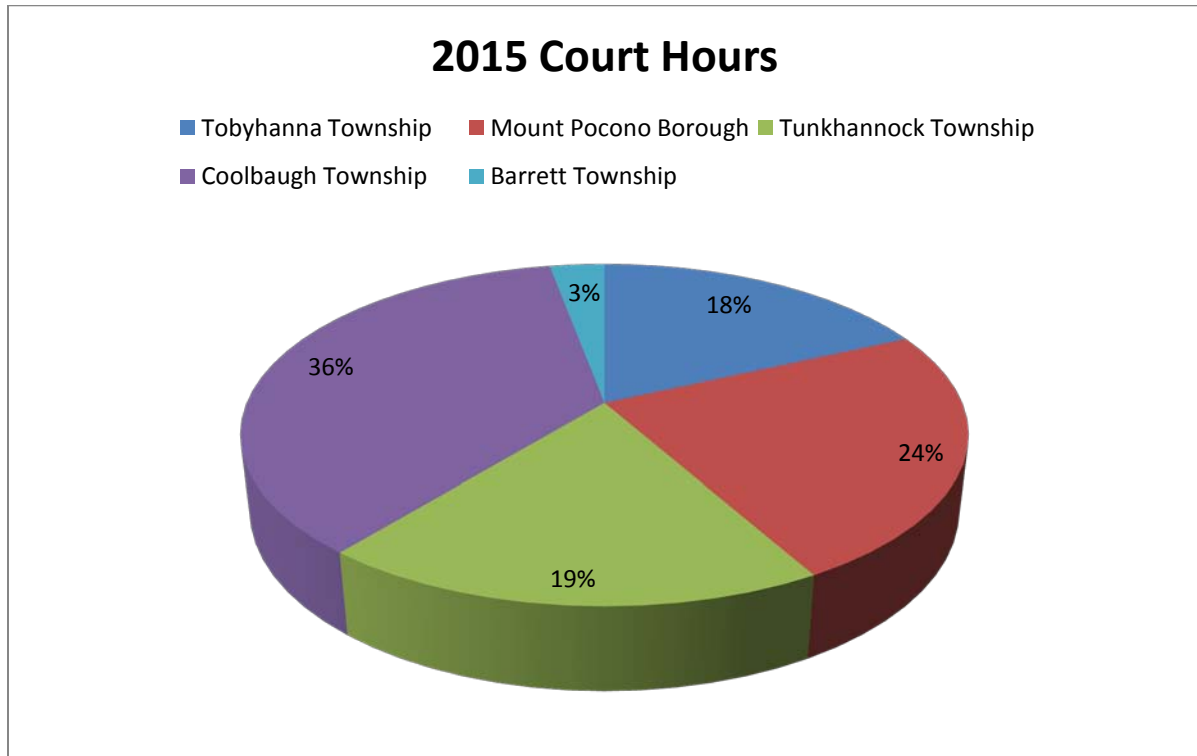
Pocono Mountain Regional Police Department 2015 Hourly Comparison

2015 Investigative Hours

- Tobyhanna Township
- Mount Pocono Borough
- Tunkhannock Township
- Coolbaugh Township
- Barrett Township



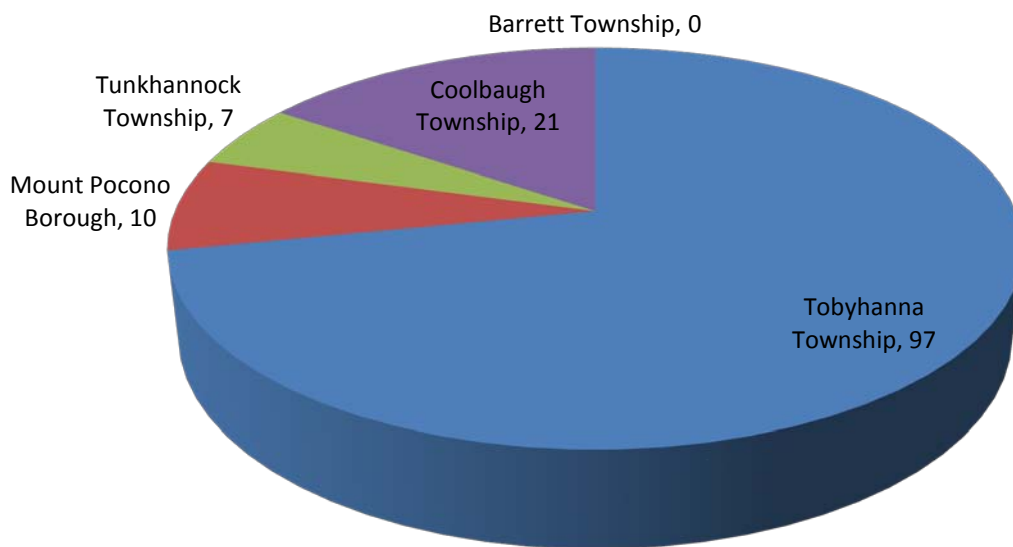
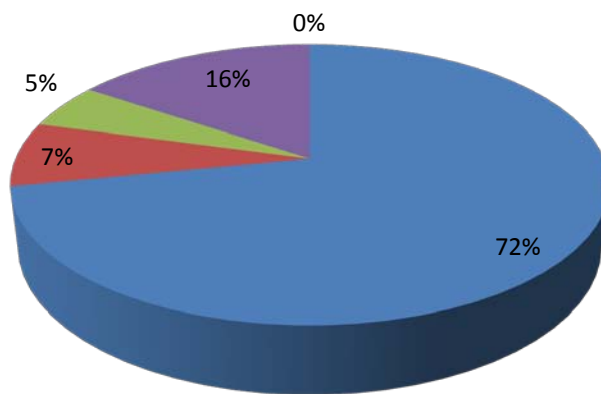
Pocono Mountain Regional Police Department 2015 Hourly Comparison



Pocono Mountain Regional Police Department 2015 Hourly Comparison

2015 Speed Timing

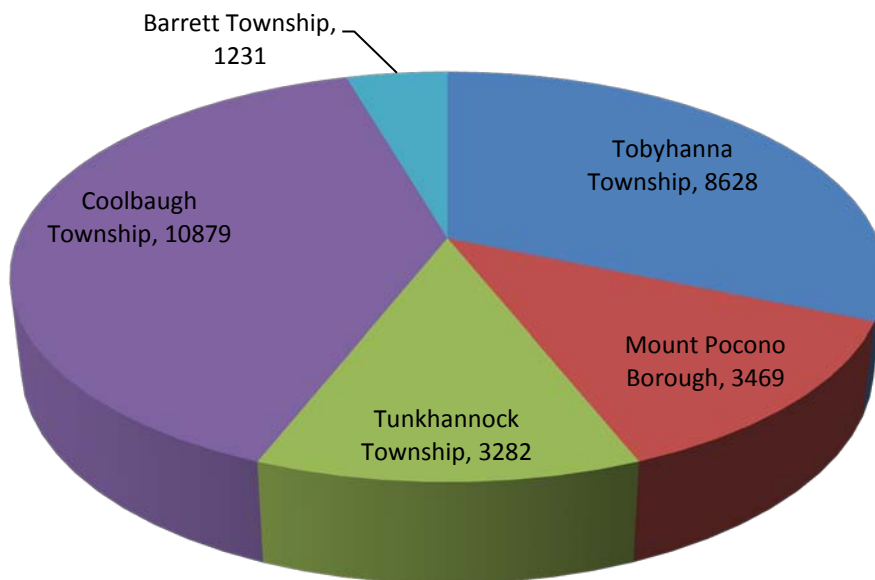
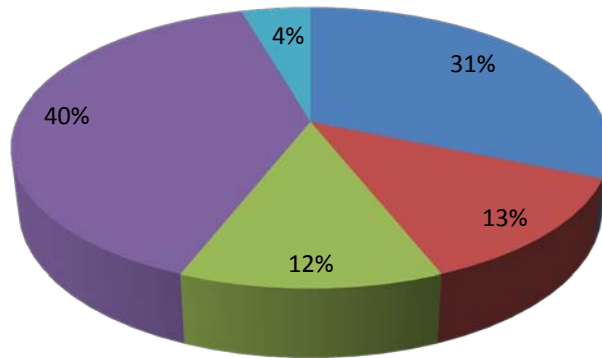
- Tobyhanna Township
- Mount Pocono Borough
- Tunkhannock Township
- Coolbaugh Township
- Barrett Township



Pocono Mountain Regional Police Department 2015 Hourly Comparison

2015 Assigned Hours

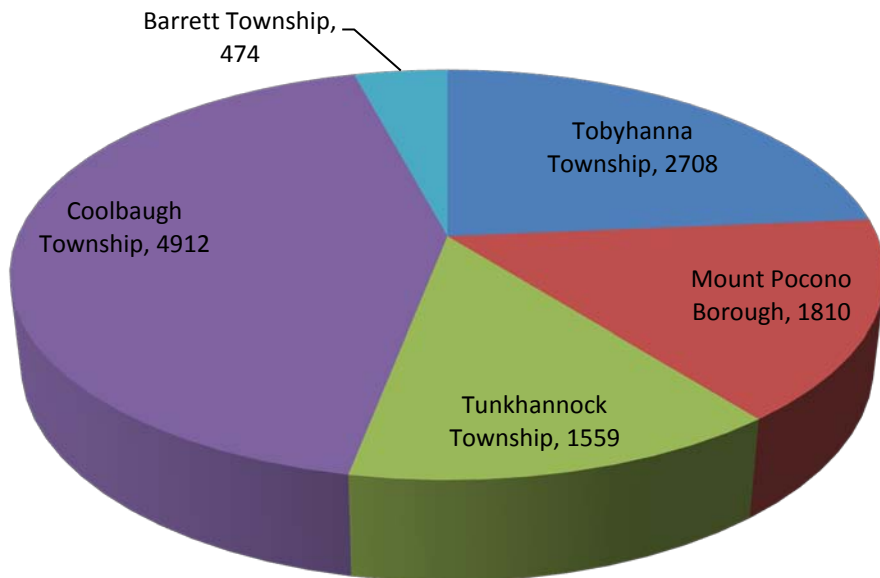
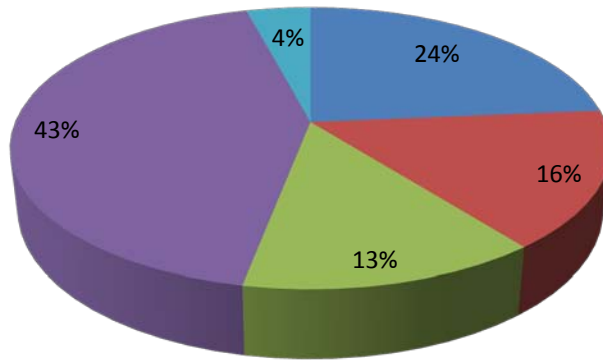
- Tobyhanna Township
- Mount Pocono Borough
- Tunkhannock Township
- Coolbaugh Township
- Barrett Township



Pocono Mountain Regional Police Department 2015 Activity Comparison

2015 Total Complaints

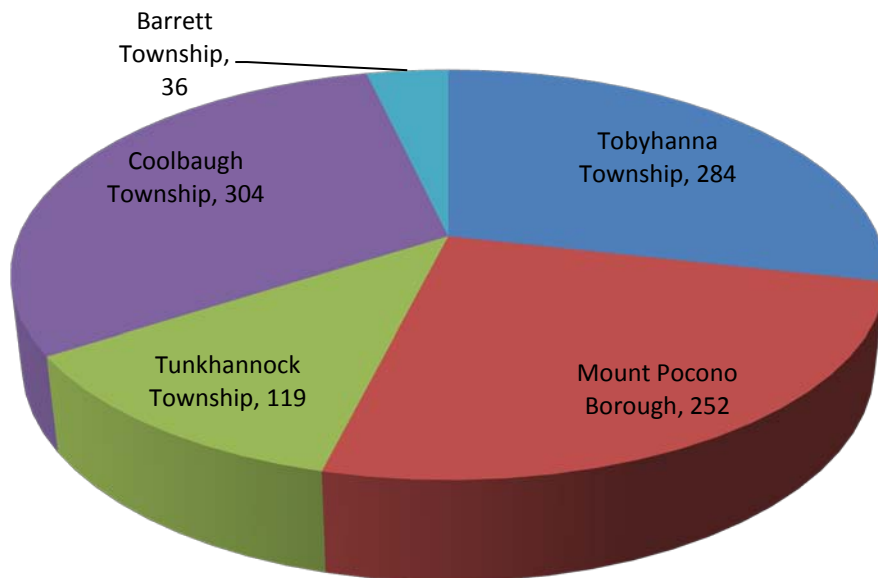
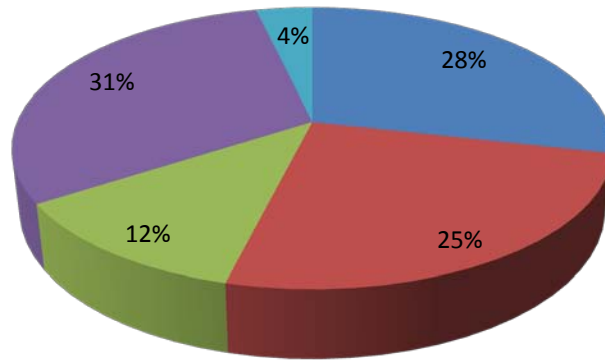
- Tobyhanna Township
- Mount Pocono Borough
- Tunkhannock Township
- Coolbaugh Township
- Barrett Township



Pocono Mountain Regional Police Department 2015 Activity Comparison

2015 Total Accidents

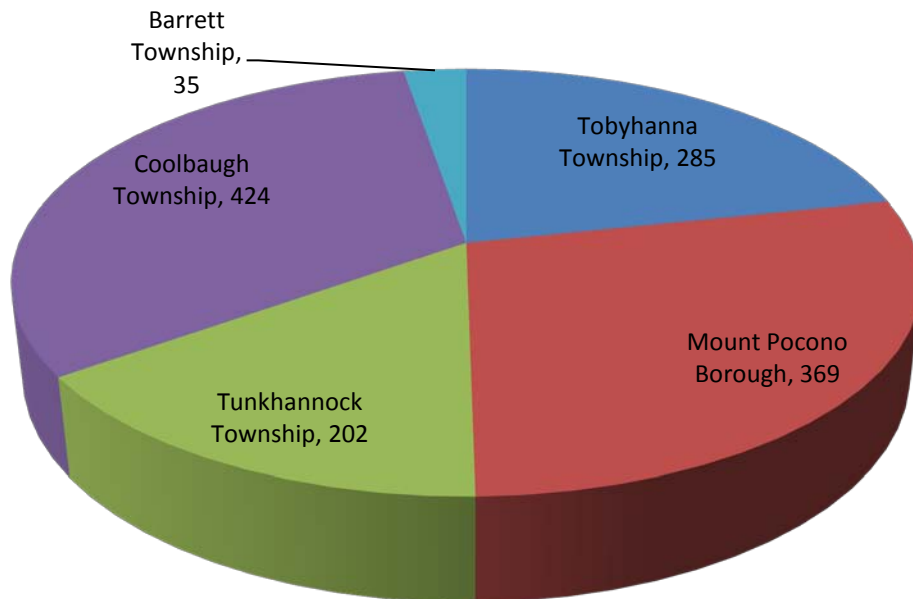
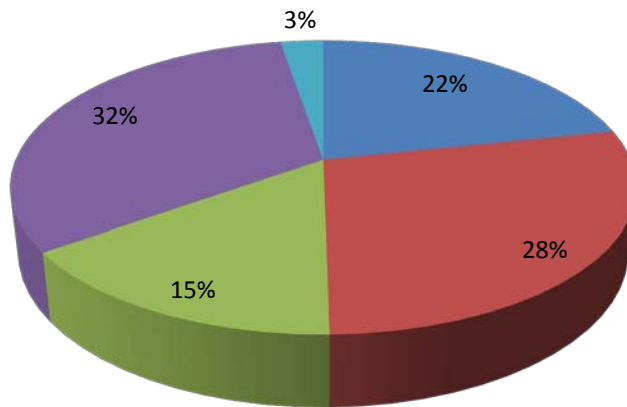
- Tobyhanna Township
- Mount Pocono Borough
- Tunkhannock Township
- Coolbaugh Township
- Barrett Township



Pocono Mountain Regional Police Department 2015 Activity Comparison

2015 Criminal Arrests

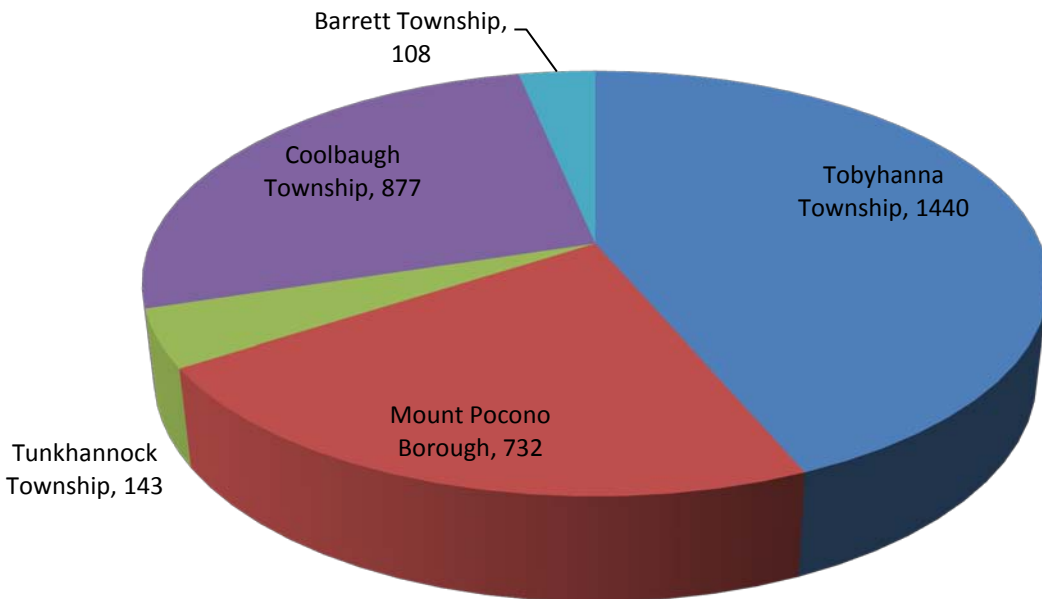
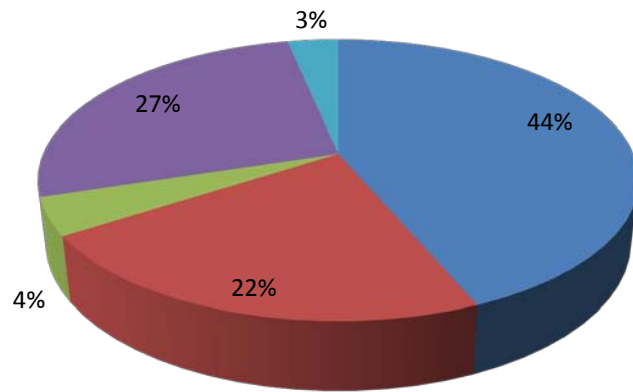
- Tobyhanna Township
- Mount Pocono Borough
- Tunkhannock Township
- Coolbaugh Township
- Barrett Township



Pocono Mountain Regional Police Department 2015 Activity Comparison

2015 Traffic Arrests

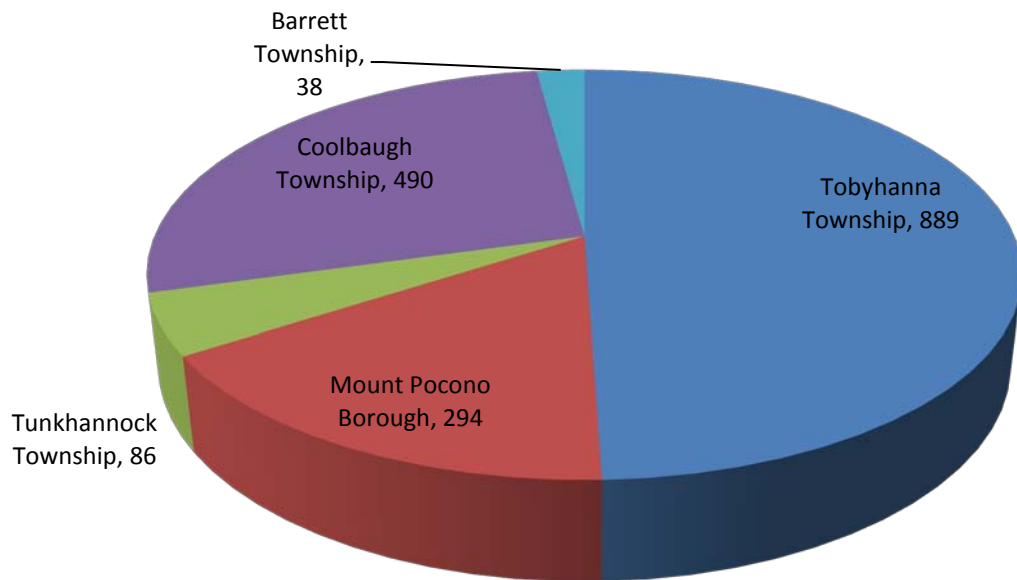
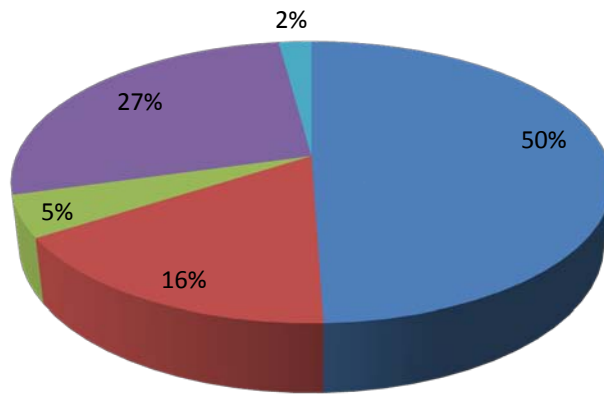
- Tobyhanna Township
- Mount Pocono Borough
- Tunkhannock Township
- Coolbaugh Township
- Barrett Township



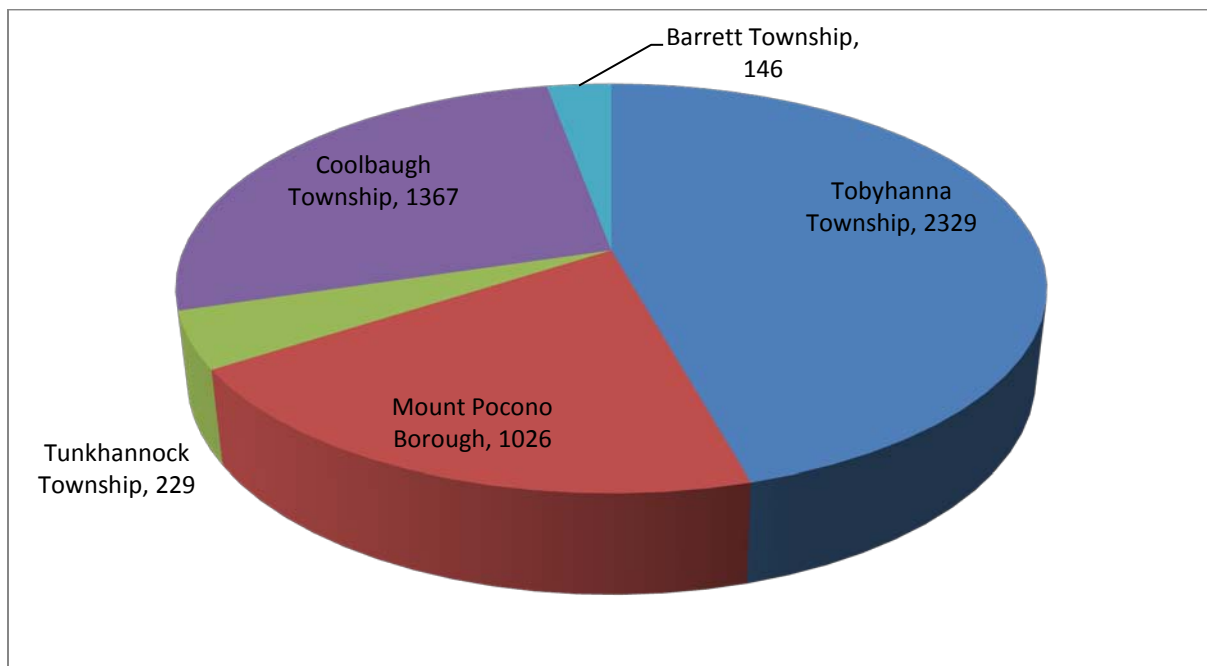
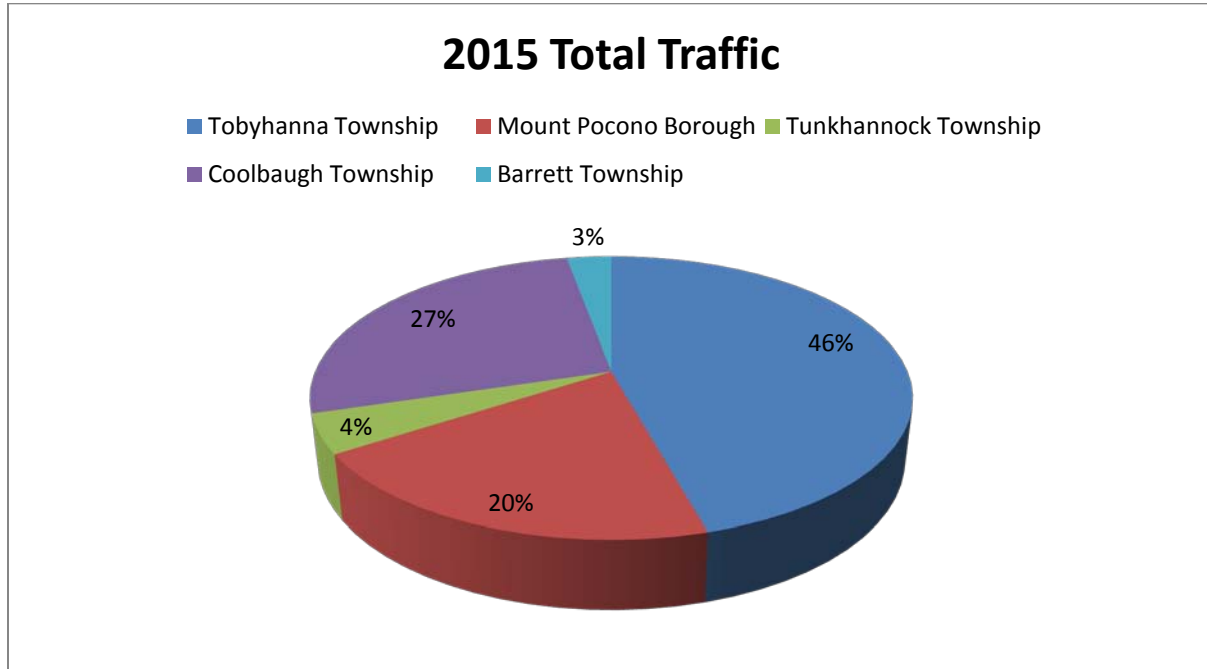
Pocono Mountain Regional Police Department 2015 Activity Comparison

2015 Traffic Warnings

- Tobyhanna Township
- Mount Pocono Borough
- Tunkhannock Township
- Coolbaugh Township
- Barrett Township



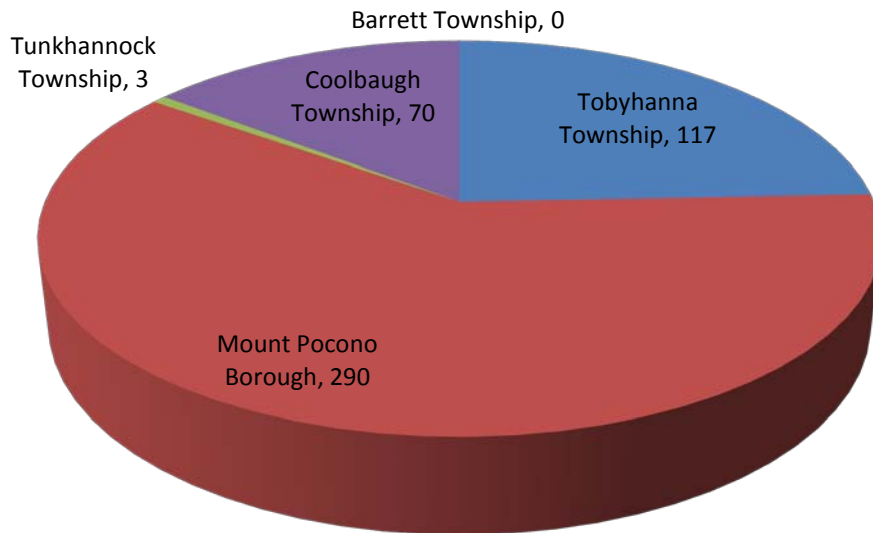
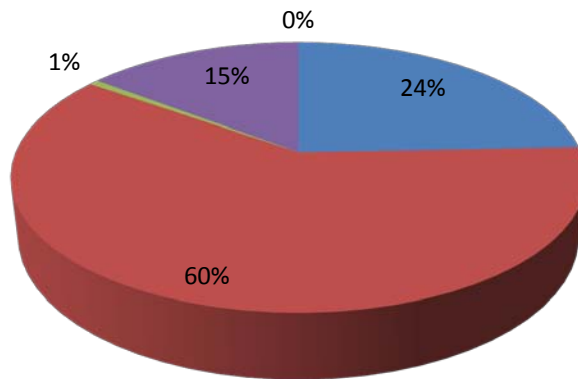
Pocono Mountain Regional Police Department 2015 Activity Comparison



Pocono Mountain Regional Police Department 2015 Activity Comparison

2015 Ordinance Arrests

■ Tobyhanna Township ■ Mount Pocono Borough ■ Tunkhannock Township
■ Coolbaugh Township ■ Barrett Township



2011 – 2015 Total Hours Over / Under Purchased Vs. Actual

Total	2011 Actual	Hours Purchased	+/-	2012 Actual	Hours Purchased	+/-
Patrol	22907.5			18935.8		
Invest.	30540.9			30105.4		
VASCAR	985.8			448.0		
Court	3165.4			2650.3		
Assigned	23749.5			21060.4		
Totals	81349	81343		73200.	73200.	

Total	2013 Actual	Hours Purchased	+/-	2014 Actual	Hours Purchased	+/-
Patrol	17204.7			13724.86		
Invest.	28612.7			23983.16		
VASCAR	442.5			178.20		
Court	3014.6			2350.22		
Assigned	22676.6			26510.56		
Totals	71951.	71951		66747.00	66747.00	

Total	2015 Actual	Hours Purchased	+/-
Patrol	14365		
Invest.	25196		
VASCAR	136		
Court	2508		
Assigned	27489		
Totals	69695	69695	

2011 – 2015 Total Hours Over / Under Purchased Vs. Actual

Tobyhanna Twp	2011 Actual	Hours Purchased	+/-	2012 Actual	Hours Purchased	+/-
Patrol	9979.6			9210.3		
Invest.	7700.7			7280.3		
VASCAR	499.2			178.8		
Court	902.4			632.9		
Assigned	7789.8			6928.9		
Totals	26871.7	26680.5	+191	24231.1	24082.8	+148

Tobyhanna Twp	2013 Actual	Hours Purchased	+/-	2014 Actual	Hours Purchased	+/-
Patrol	6559.4			6742.58		
Invest.	8490.0			5071.48		
VASCAR	160.3			91		
Court	780.4			506.72		
Assigned	7460.6			8711.37		
Totals	23450.6	23671.9	-221	21123.15	21933.06	-670

Tobyhanna Twp	2015 Actual	Hours Purchased	+/-
Patrol	8559		
Invest.	4974		
VASCAR	97		
Court	455		
Assigned	8628		
Totals	22713	21932	+781

2011 – 2015 Total Hours Over / Under Purchased Vs. Actual

Mount Pocono	2011 Actual	Hours Purchased	+/-	2012 Actual	Hours Purchased	+/-
Patrol	2822.5			1329.3		
Invest.	4625.4			5029.1		
VASCAR	114.5			57.0		
Court	438.5			386.3		
Assigned	3134.9			2780.0		
Totals	11135.8	10737.3	+398	9581.5	9662.4	-81

Mount Pocono	2013 Actual	Hours Purchased	+/-	2014 Actual	Hours Purchased	+/-
Patrol	1642.7			1269.93		
Invest.	4311.5			3962.90		
VASCAR	52.0			26.68		
Court	637.5			500.17		
Assigned	2993.3			3502.04		
Totals	9636.9	9497.5	+139	9261.72	8817	+559

Mount Pocono	2015 Actual	Hours Purchased	+/-
Patrol	522		
Invest.	3792		
VASCAR	10		
Court	595		
Assigned	3469		
Totals	8388	8818	-430

2011 – 2015 Total Hours Over / Under Purchased Vs. Actual

Tunkhannock Twp.	2011 Actual	Hours Purchased	+/-	2012 Actual	Hours Purchased	+/-
Patrol	2151.4			2161.5		
Invest.	4379.6			3753.3		
VASCAR	163.5			117.3		
Court	519.0			386.8		
Assigned	2968.7			2632.6		
Totals	10182.1	10167.9	+14	9051.3	9150.0	-99

Tunkhannock Twp.	2013 Actual	Hours Purchased	+/-	2014 Actual	Hours Purchased	+/-
Patrol	2269.8			1363.53		
Invest.	3929.5			3409.43		
VASCAR	134.0			28.70		
Court	357.0			315.43		
Assigned	2834.6			3313.82		
Totals	9524.8	8993.9	+531	8430.91	8343	+208

Tunkhannock Twp.	2015 Actual	Hours Purchased	+/-
Patrol	756		
Invest.	3858		
VASCAR	7		
Court	478		
Assigned	3282		
Totals	8381	8344	+37

2011 – 2015 Total Hours Over / Under Purchased Vs. Actual

Coolbaugh Twp.	2011 Actual	Hours Purchased	+/-	2012 Actual	Hours Purchased	+/-
Patrol	7954.1			6234.8		
Invest.	13835.2			14042.8		
VASCAR	208.6			95.0		
Court	1305.4			1244.4		
Assigned	9856.0			8719.0		
Totals	33159.4	33757.3	-598	30336.	30304.8	-32

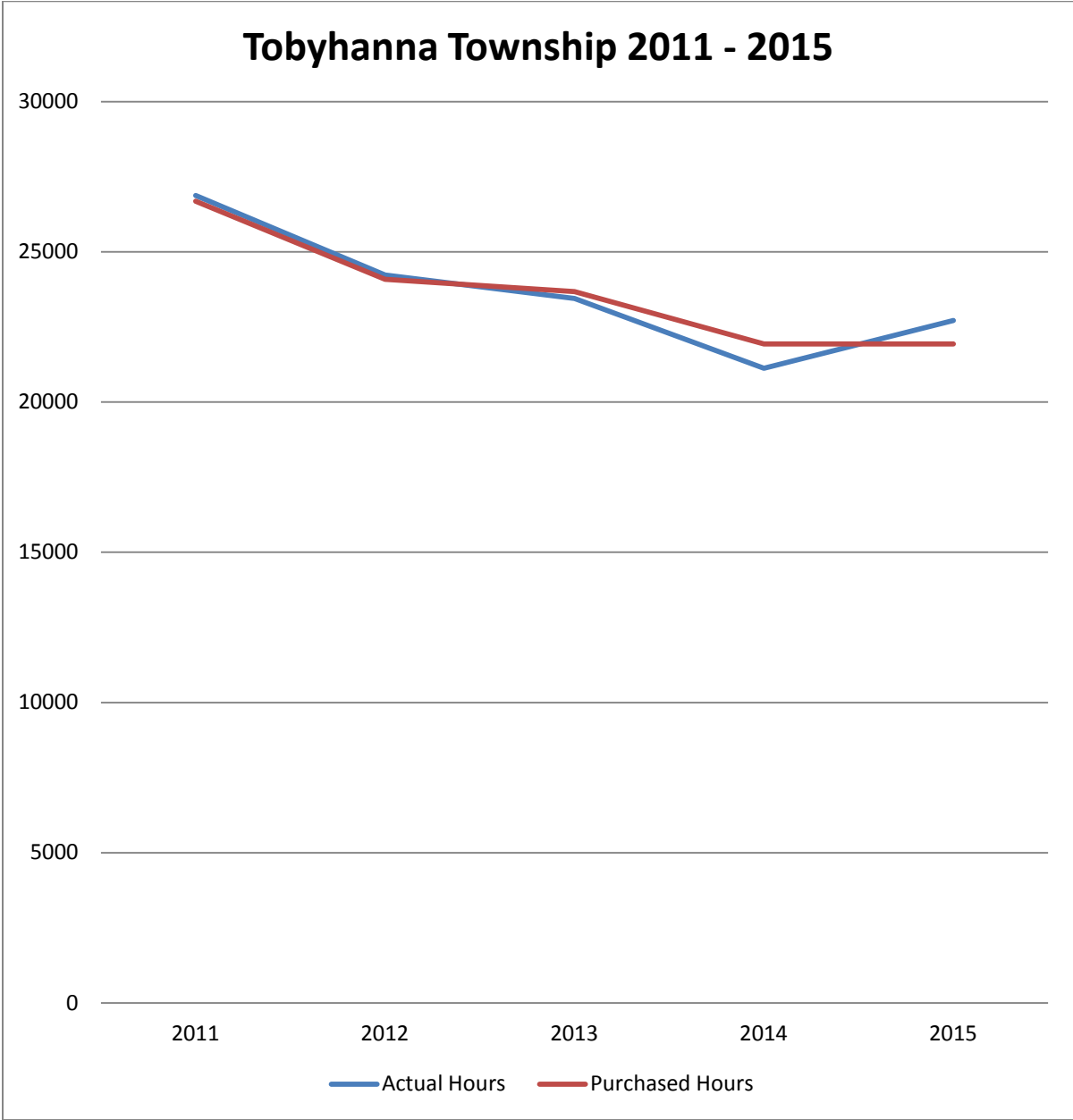
Coolbaugh Twp.	2013 Actual	Hours Purchased	+/-	2014 Actual	Hours Purchased	+/-
Patrol	6732.9			4348.82		
Invest.	11881.8			11539.35		
VASCAR	96.3			31.82		
Court	1239.6			1027.90		
Assigned	9388.1			10983.33		
Totals	29338.7	29787.	-449	27931.22	27653	-98

Coolbaugh Twp.	2015 Actual	Hours Purchased	+/-
Patrol	4064		
Invest.	11545		
VASCAR	21		
Court	908		
Assigned	10879		
Totals	27417	27653	-237

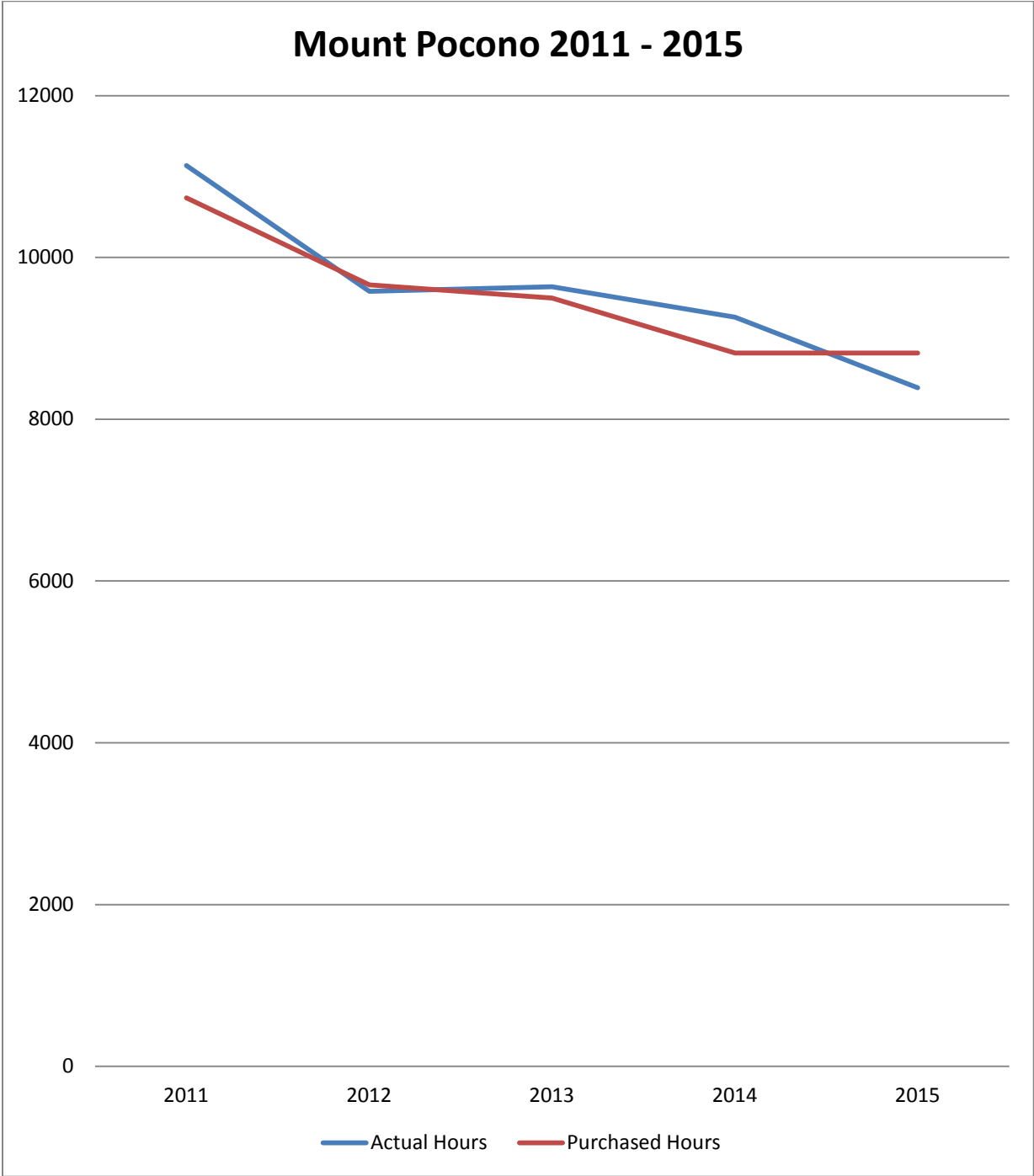
2011 – 2015 Total Hours Over / Under Purchased Vs. Actual

Barrett Township	2015 Actual	Hours Purchased	+/-
Patrol	465		
Invest.	1027		
VASCAR	0		
Court	73		
Assigned	1231		
Totals	2796	2948	-152

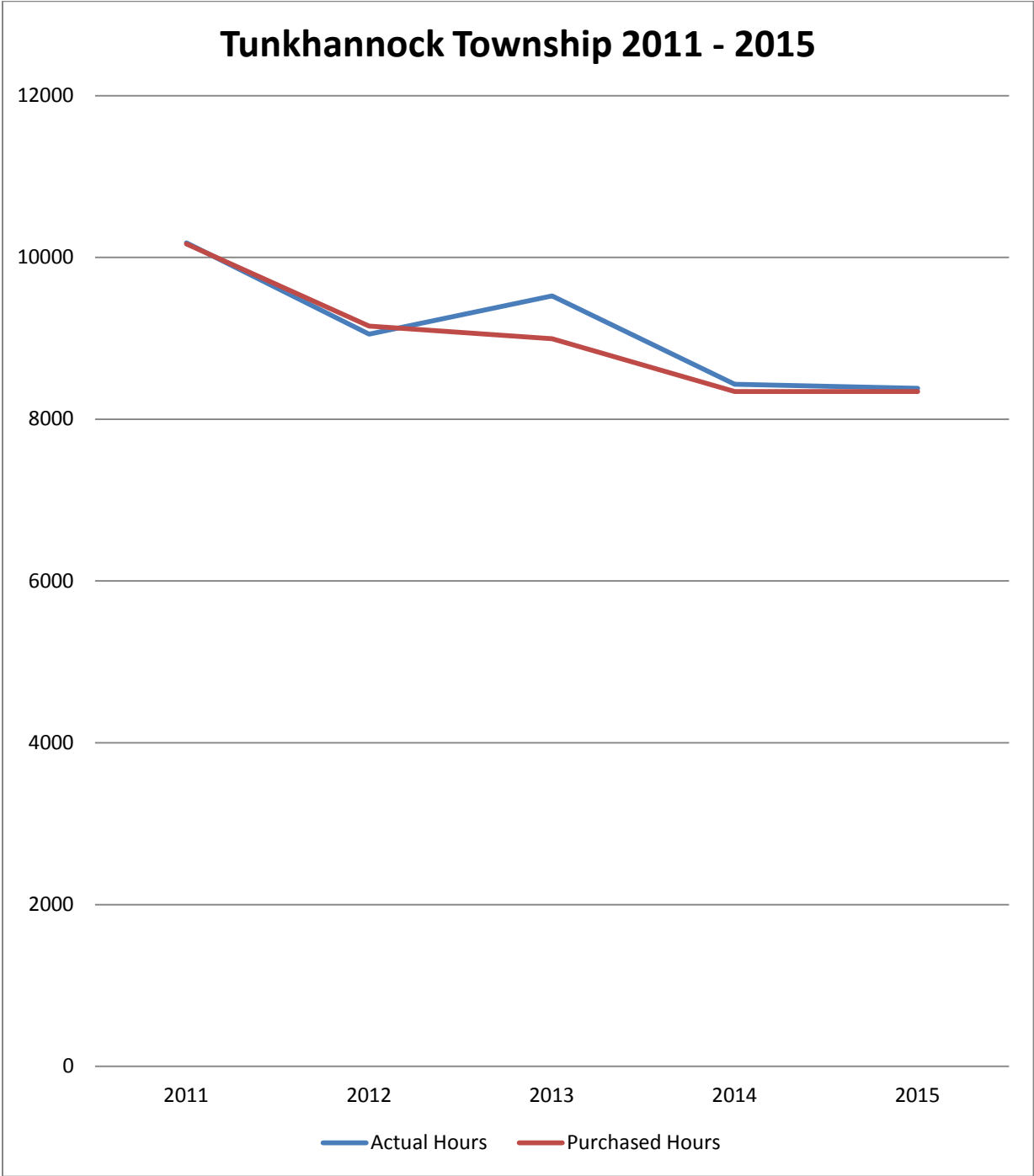
Pocono Mountain Regional Police Purchased Vs. Actual Hours



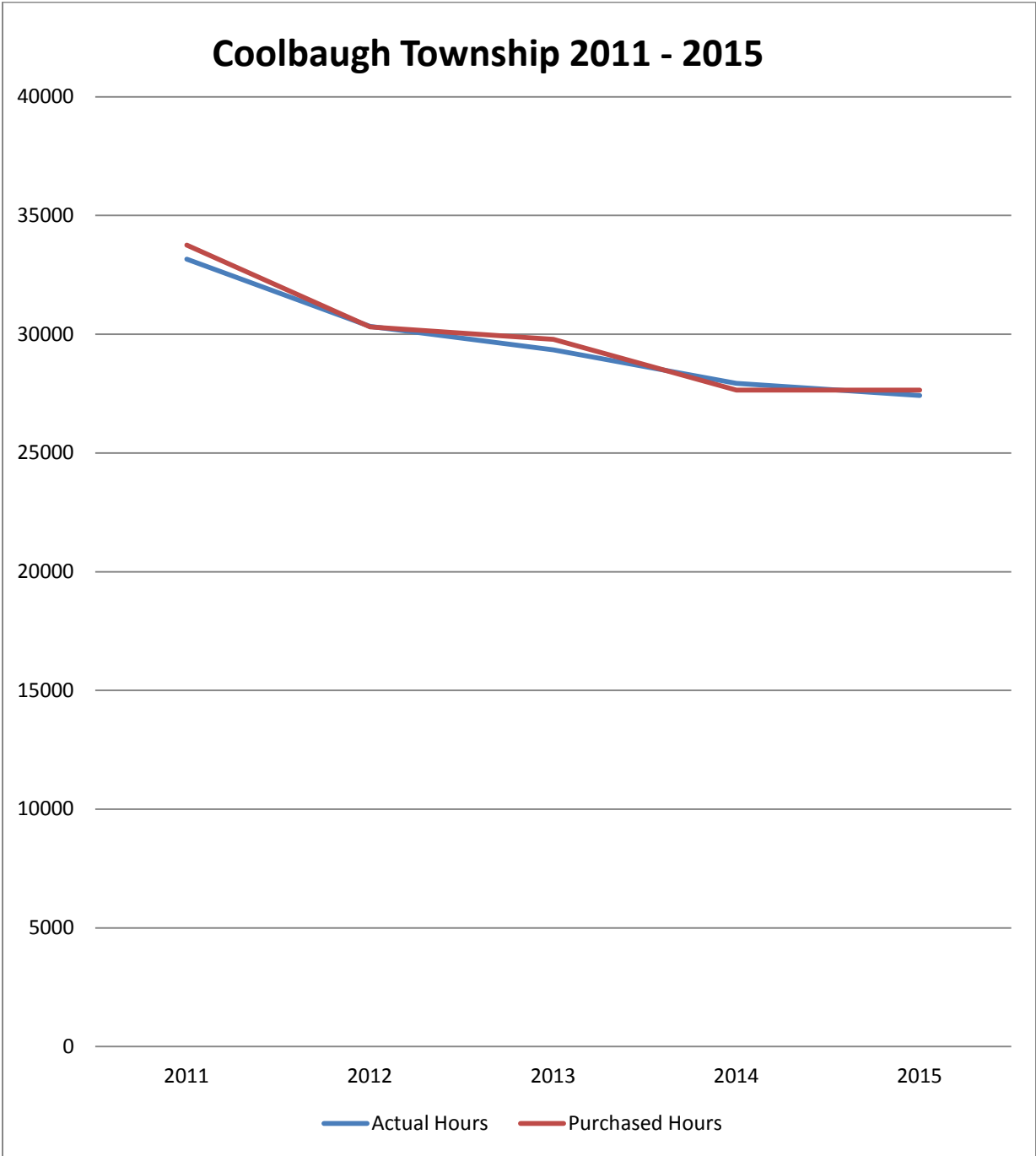
Pocono Mountain Regional Police Purchased Vs. Actual Hours



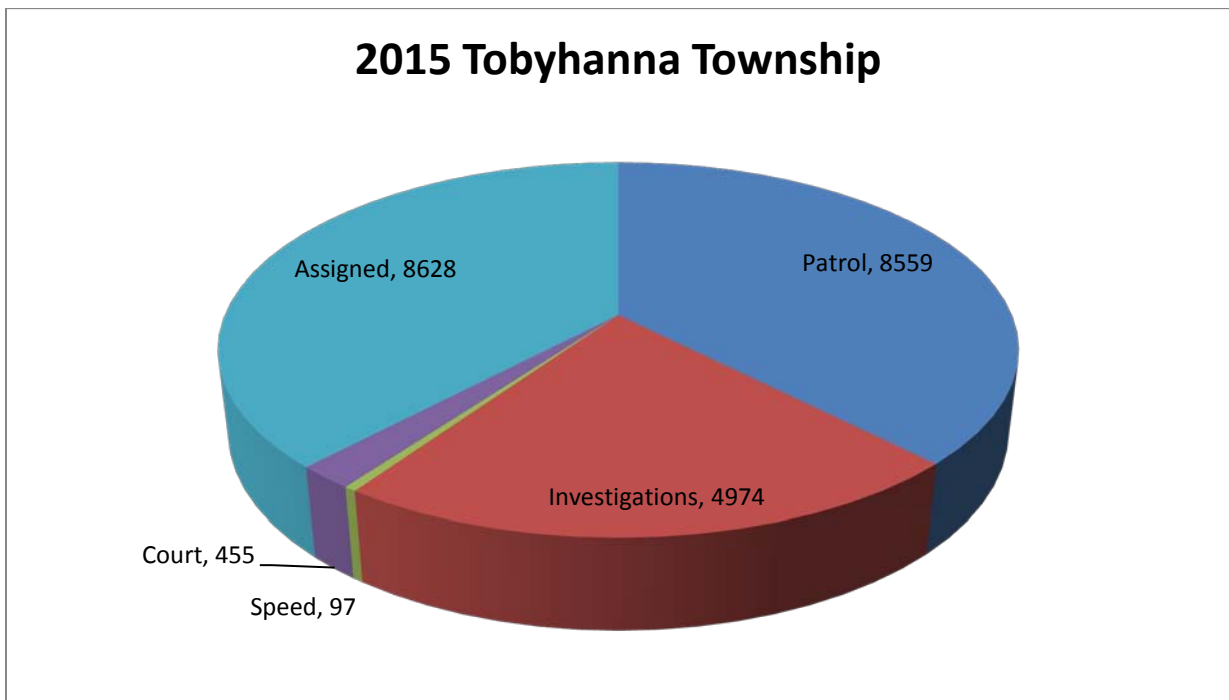
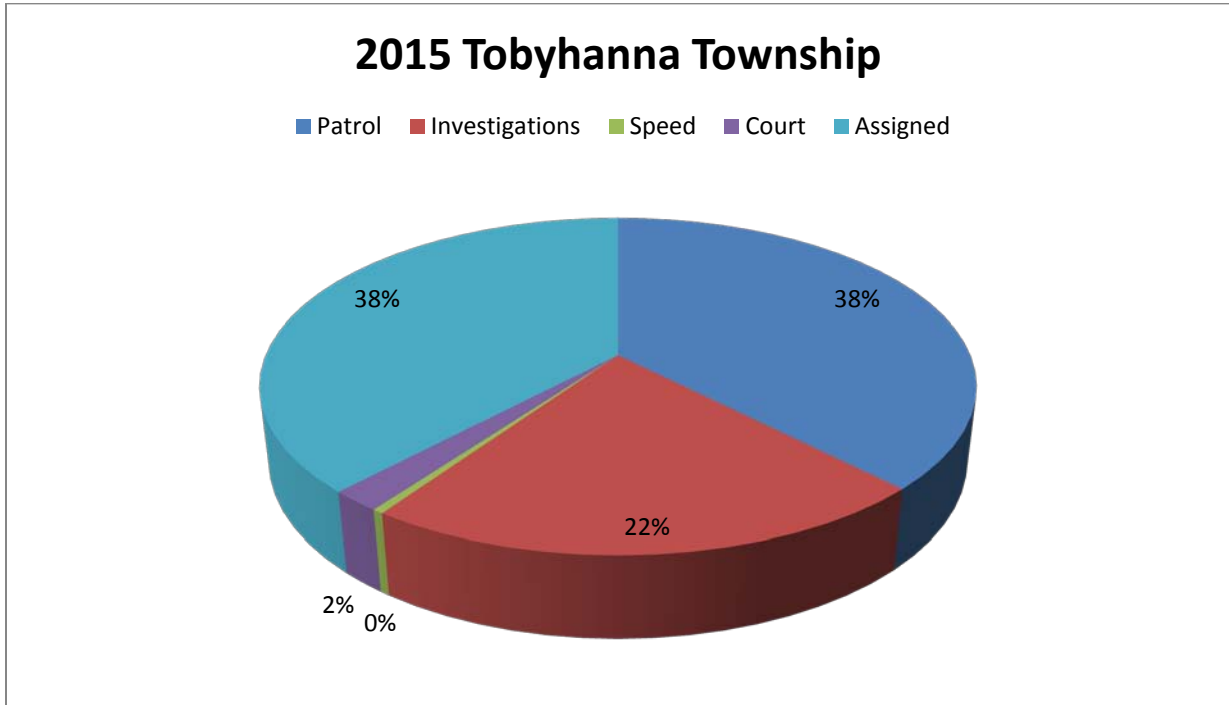
Pocono Mountain Regional Police Purchased Vs. Actual Hours



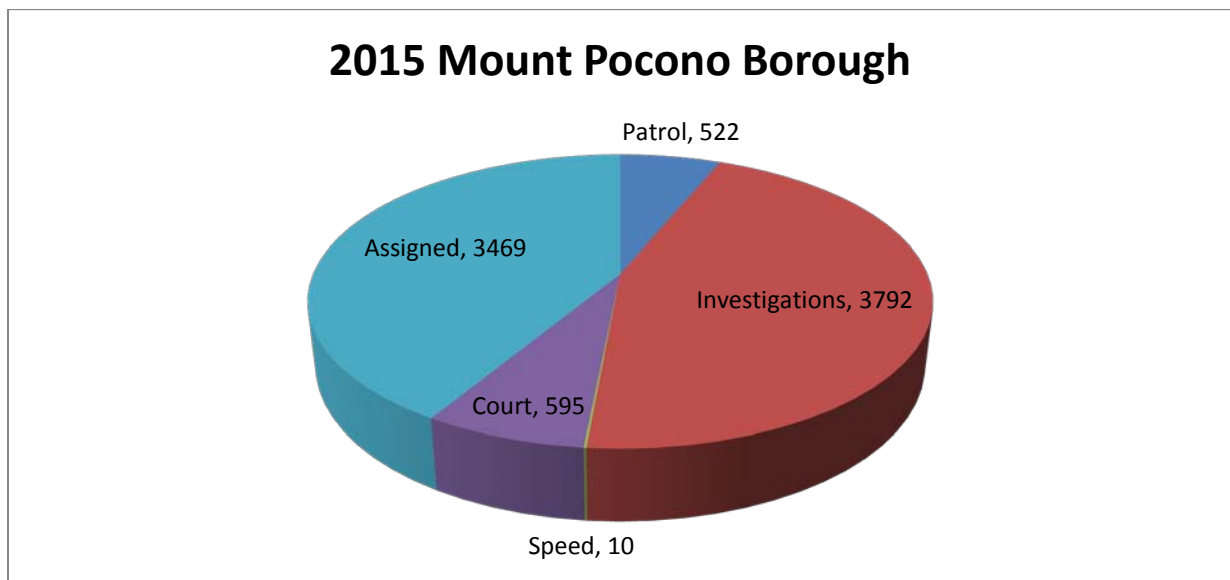
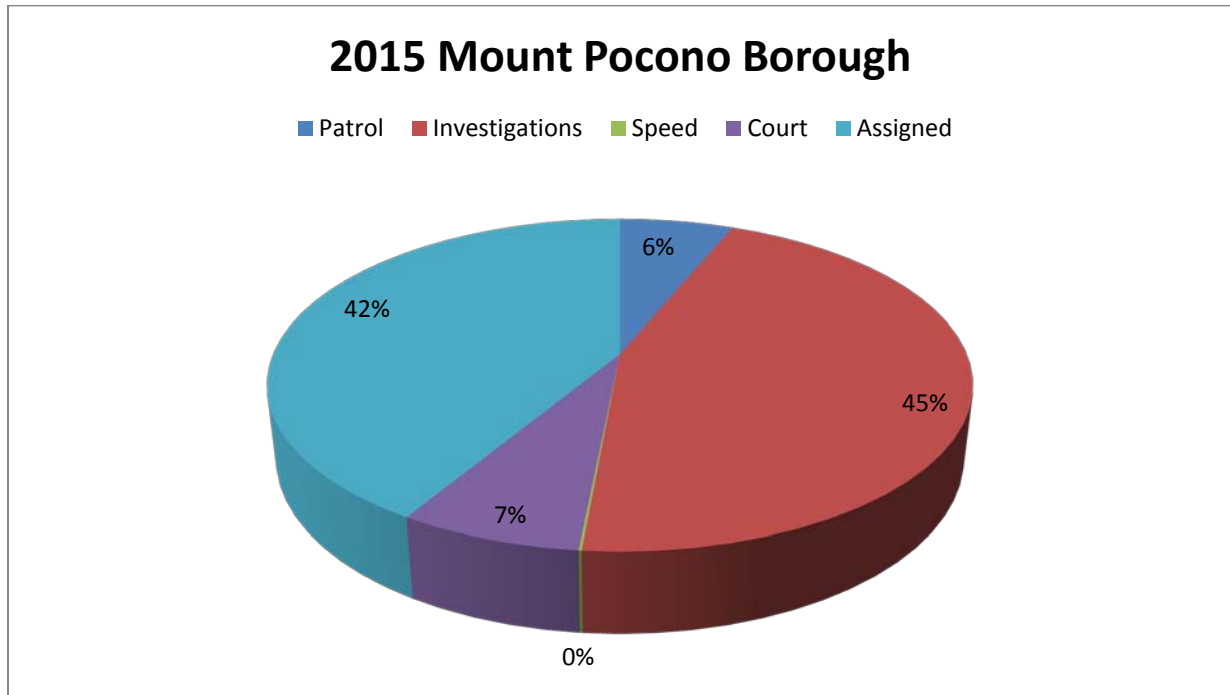
Pocono Mountain Regional Police Purchased Vs. Actual Hours



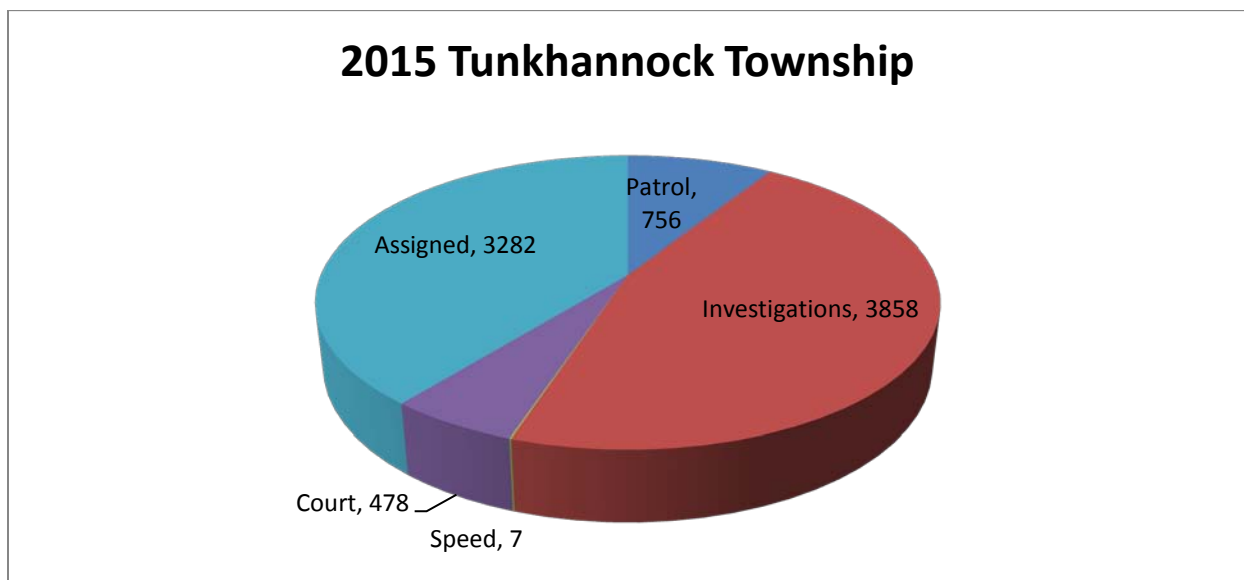
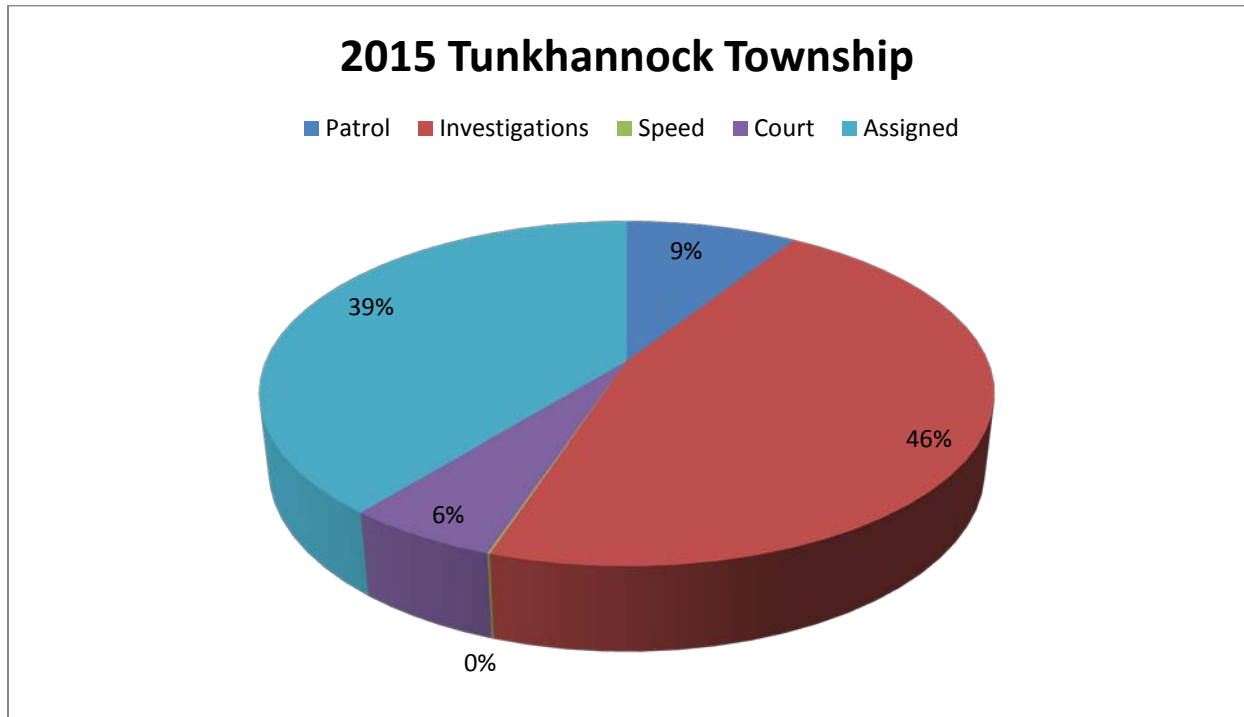
Breakdown of Hours within a Municipality 2015



Breakdown of Hours within a Municipality 2015

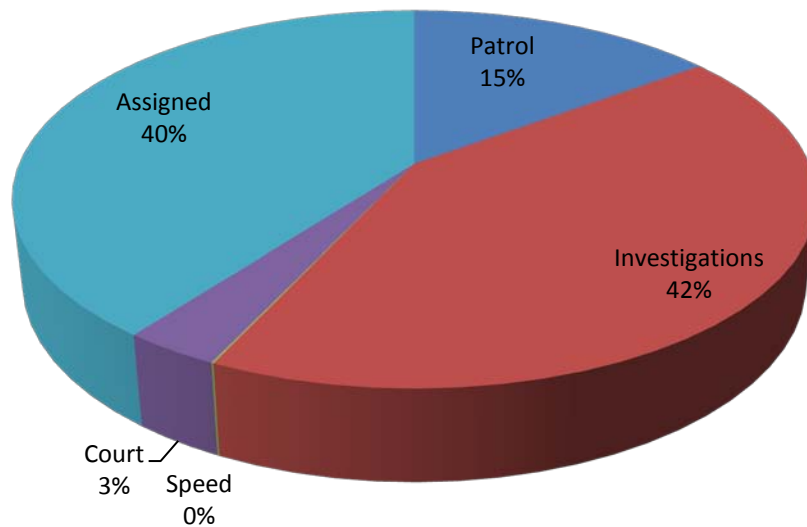


Breakdown of Hours within a Municipality 2015

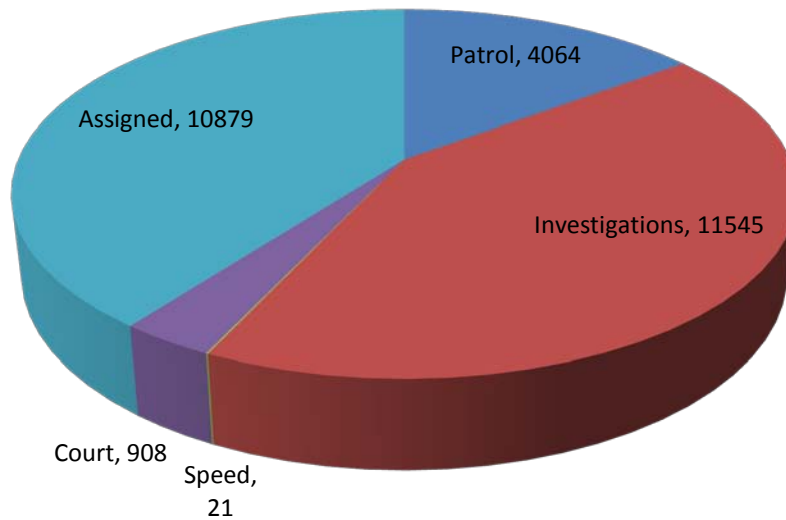


Breakdown of Hours within a Municipality 2015

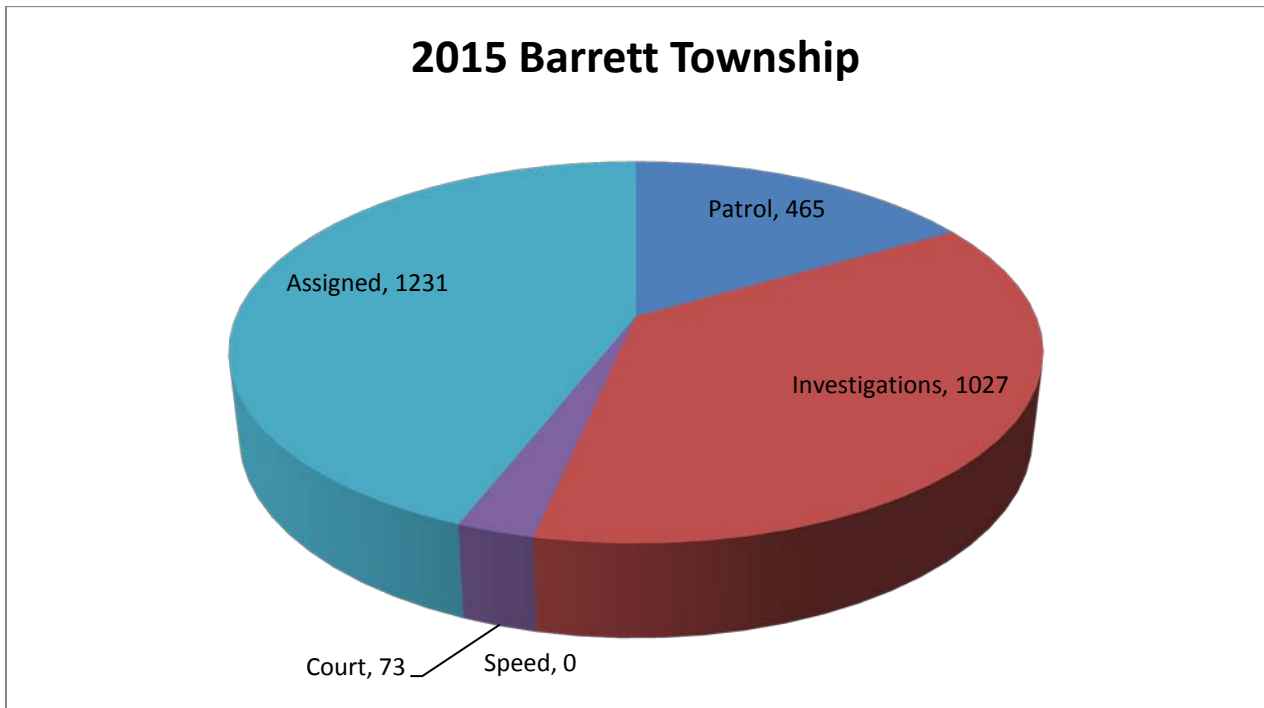
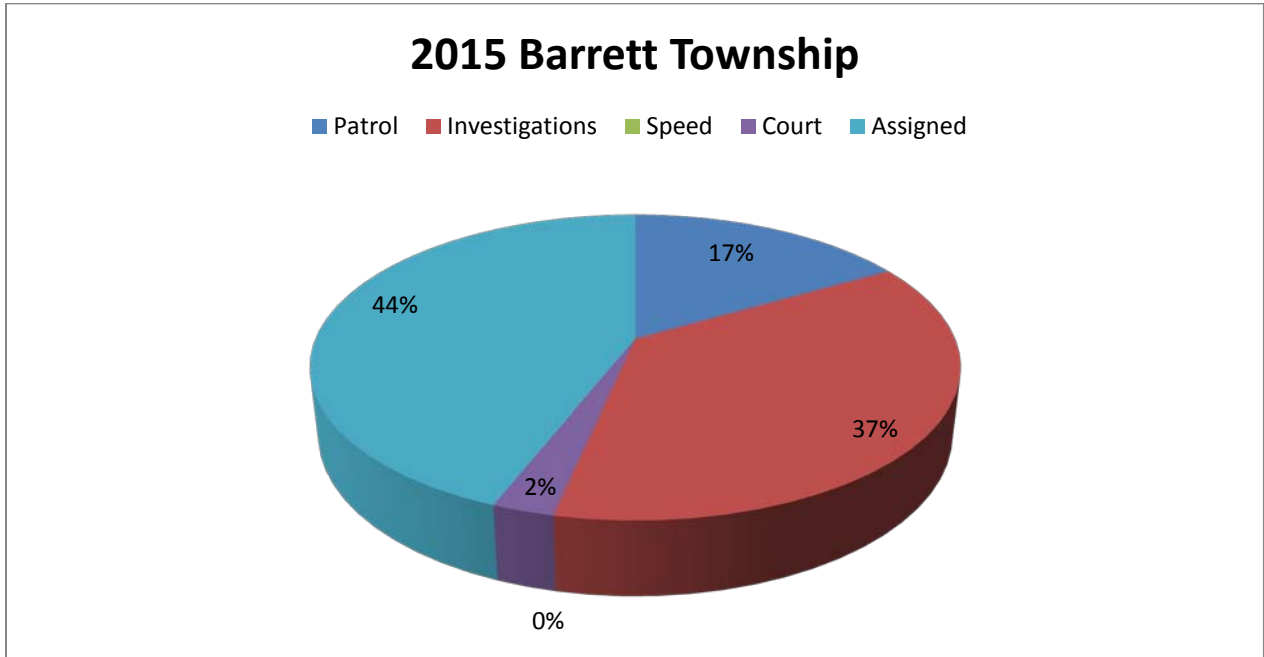
2015 Coolbaugh Township



2015 Coolbaugh Township



Breakdown of Hours within a Municipality 2015



Breakdown of Hours within a Municipality 2015

	2009	%	2010	%	2011	%	2012	%	2013	%	2014	%	2015	%
Complaints Accidents	16299		16028		13950		13802		12824		11916		12507	
Criminal Arrests	1871		1930		1683		1505		1236		1183		1315	
Traffic Arrests	5248		5568		4648		2648		2571		1726		3300	
Traffic Warnings	4845		5651		3982		2550		1605		1135		1797	
Ordinance Arrests	144		236		189		139		219		129		480	
Totals	28407		29413		24452		20644		18455		16040		19399	

Tobyhanna Township	2009	%	2010	%	2011	%	2012	%	2013	%	2014	%	2015	%
Complaints Accidents	4406	27%	4404	27%	3817	27%	3823	28%	3563	28%	2857	24%	2992	24%
Criminal Arrests	535	29%	522	27%	403	24%	307	20%	353	29%	276	23%	285	22%
Traffic Arrests	2054	39%	2018	36%	1901	41%	886	33%	800	31%	478	28%	1440	44%
Traffic Warnings	1995	41%	2138	38%	1737	44%	1145	45%	582	36%	457	40%	889	49%
Ordinance Arrests	47	33%	42	18%	36	19%	37	27%	28	13%	14	11%	117	24%
Totals	9037		9124		7894		6198		5326		4082		5723	

Breakdown of Hours within a Municipality 2015

Mount Pocono Borough	2009	%	2010	%	2011	%	2012	%	2013	%	2014	%	2015	%
Complaints Accidents	2561	16%	2594	16%	2320	17%	2360	17%	2188	17%	2092	18%	2062	16%
Criminal Arrests	392	21%	492	25%	381	23%	365	24%	348	28%	311	26%	369	28%
Traffic Arrests	1212	23%	1158	21%	1026	22%	544	21%	632	25%	571	33%	732	22%
Traffic Warnings	887	18%	1157	20%	860	22%	409	16%	384	24%	296	26%	294	16%
Ordinance Arrests	37	26%	85	36%	90	48%	43	31%	130	59%	65	50%	290	60%
Totals	5089		5486		4677		3721		3682		3335		3747	

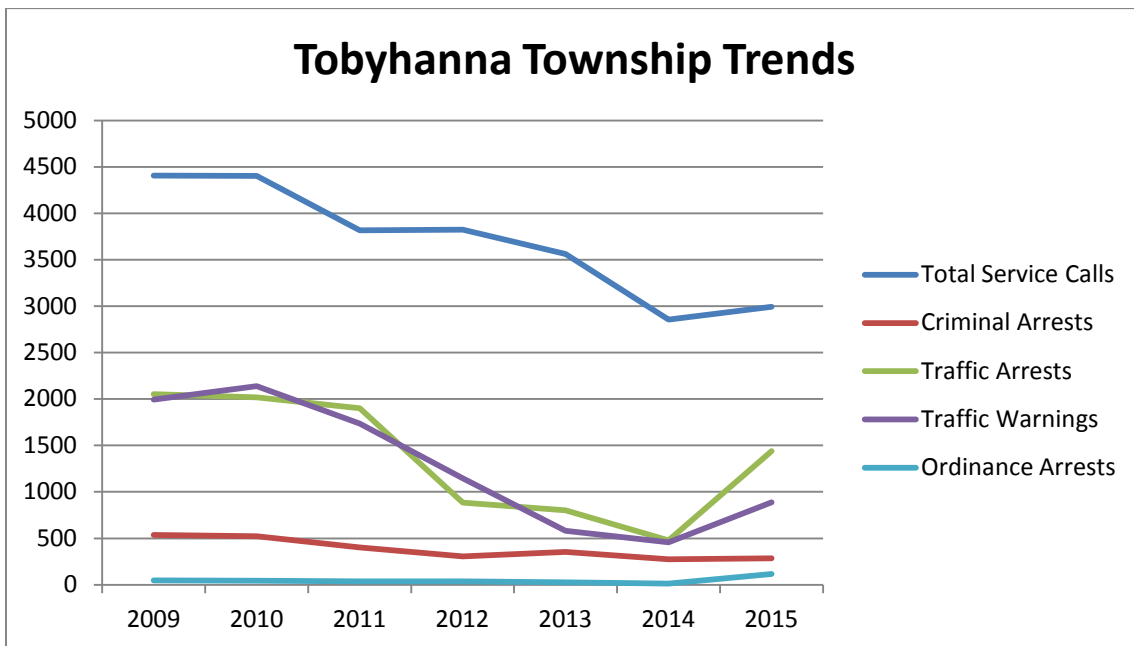
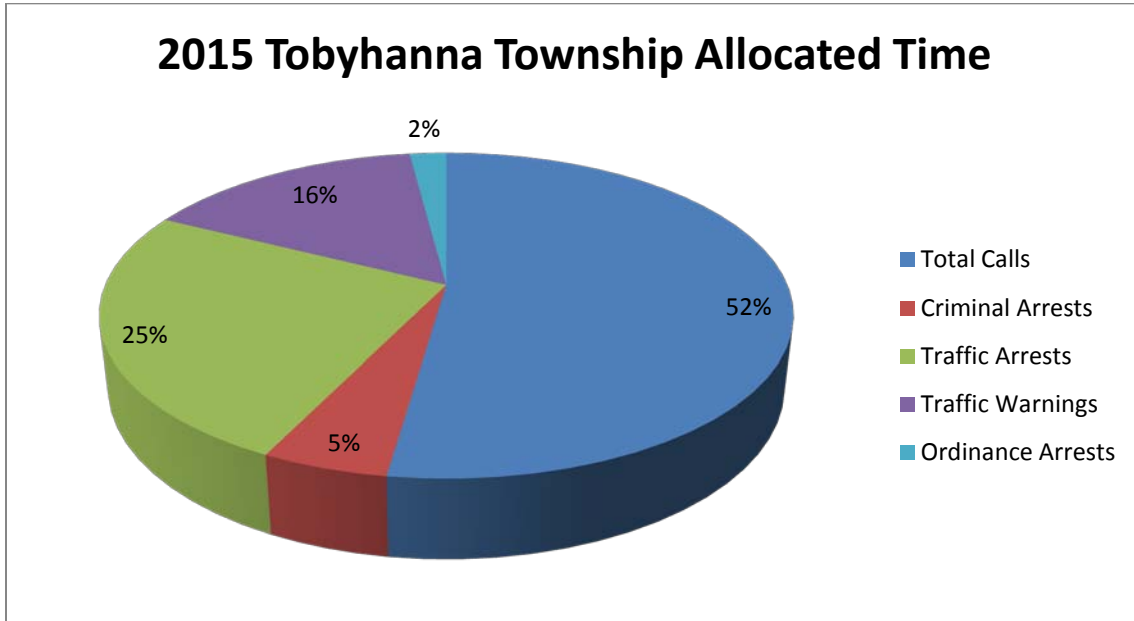
Tunkhannock Township	2009	%	2010	%	2011	%	2012	%	2013	%	2014	%	2015	%
Complaints Accidents	2279	14%	2187	14%	1819	13%	1918	14%	1749	14%	1574	13%	1678	13%
Criminal Arrests	256	14%	232	12%	203	12%	204	14%	138	11%	141	12%	202	15%
Traffic Arrests	467	9%	892	16%	507	11%	340	13%	399	16%	131	8%	143	4%
Traffic Warnings	358	7%	485	9%	326	8%	291	11%	224	14%	98	9%	86	5%
Ordinance Arrests	13	9%	4	2%	5	3%	11	8%	1	0%	1	1%	3	1%
Totals	3373		3800		2860		2764		2511		1945		2112	

Breakdown of Hours within a Municipality 2015

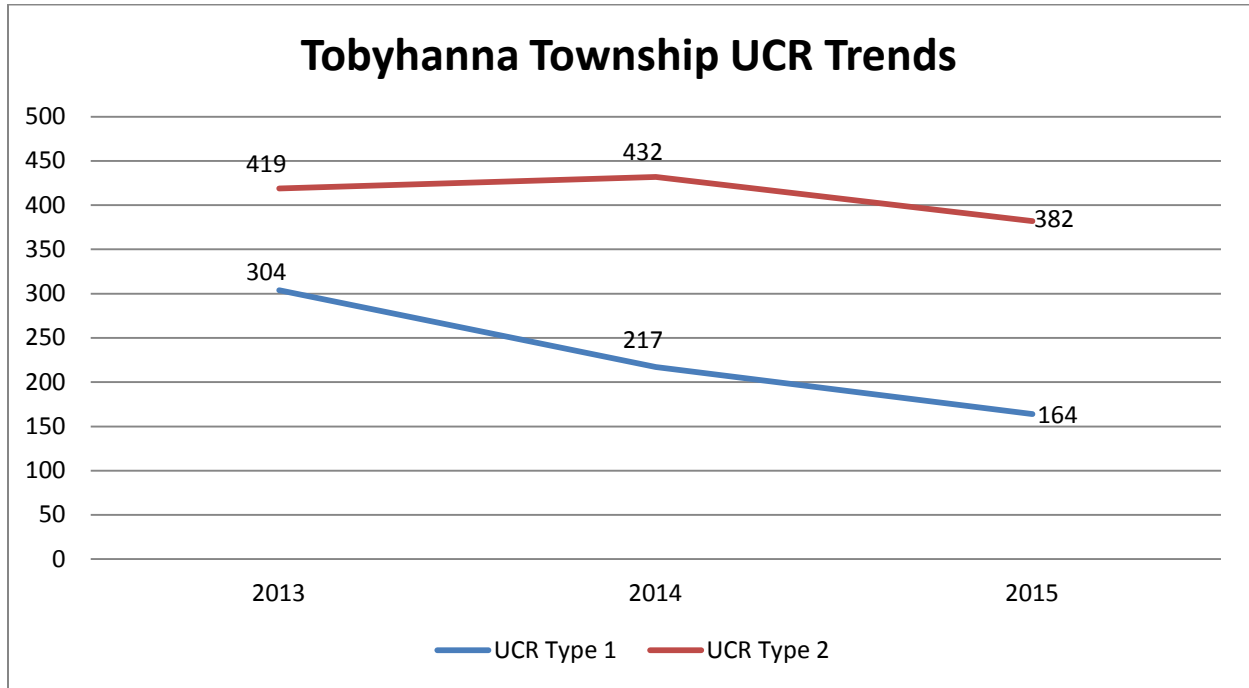
Coolbaugh Township	2009	%	2010	%	2011	%	2012	%	2013	%	2014	%	2015	%
Complaints Accidents	7053	43%	6843	43%	5994	43%	5701	41%	5324	42%	5344	45%	5216	42%
Criminal Arrests	688	36%	684	35%	696	41%	629	42%	397	32%	455	38%	424	32%
Traffic Arrests	1515	29%	1500	27%	1214	26%	878	33%	740	29%	546	32%	877	27%
Traffic Warnings	1605	34%	1871	33%	1059	27%	705	28%	415	26%	284	25%	490	27%
Ordinance Arrests	47	32%	105	44%	58	31%	48	35%	60	27%	49	38%	70	15%
Totals	10908		11003		9021		7961		6936		6678		7077	

Barrett Township	2009	%	2010	%	2011	%	2012	%	2013	%	2014	%	2015	%
Complaints Accidents													510	4%
Criminal Arrests													35	3%
Traffic Arrests													108	3%
Traffic Warnings													38	2%
Ordinance Arrests													0	0
Totals													691	

Allocated Time and Trends 2015

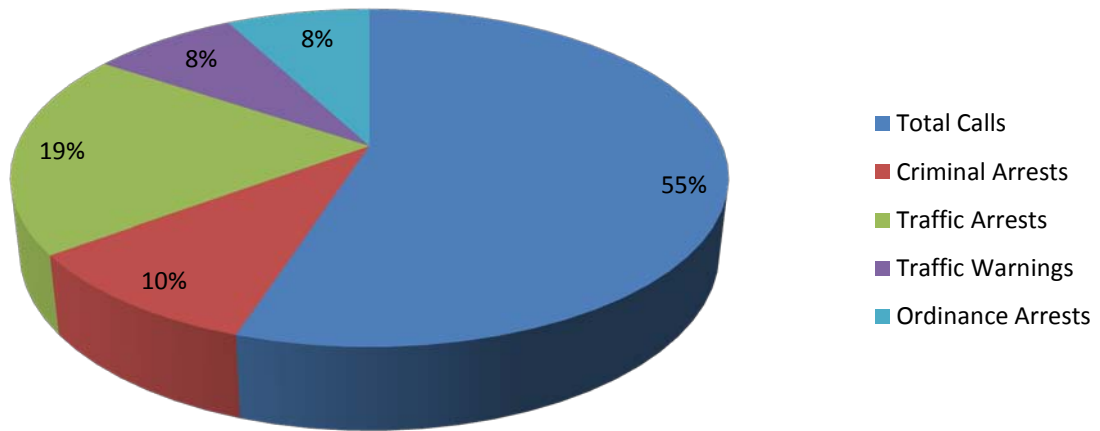


Allocated Time and Trends 2015

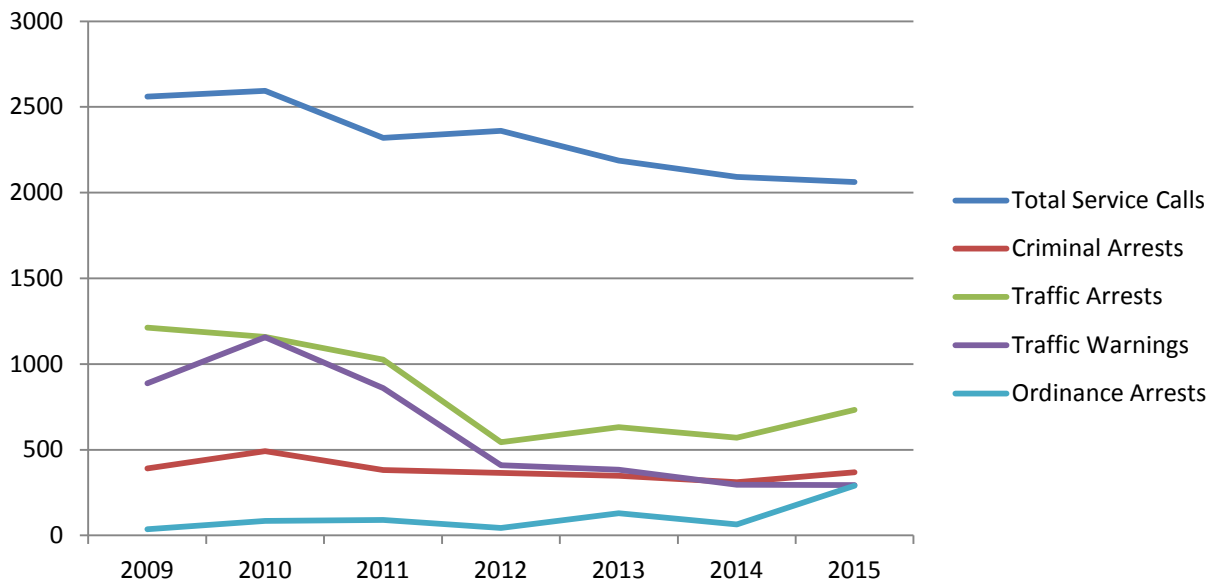


Allocated Time and Trends 2015

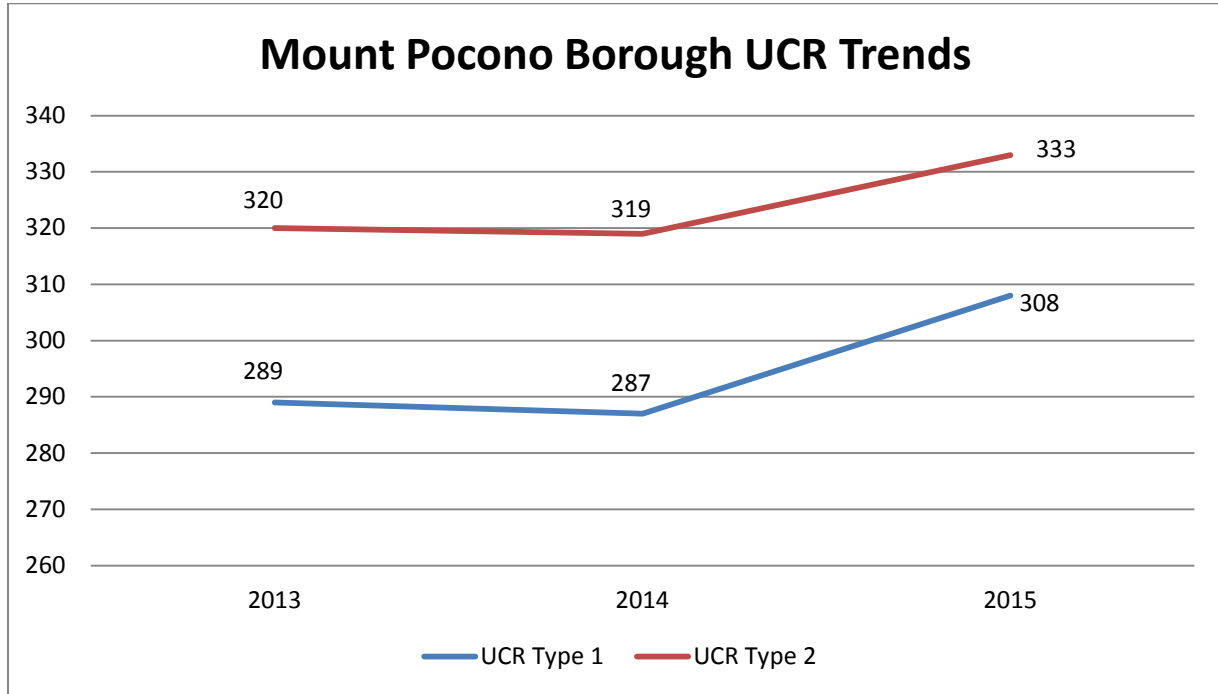
2015 Mount Pocono Borough Allocated Time



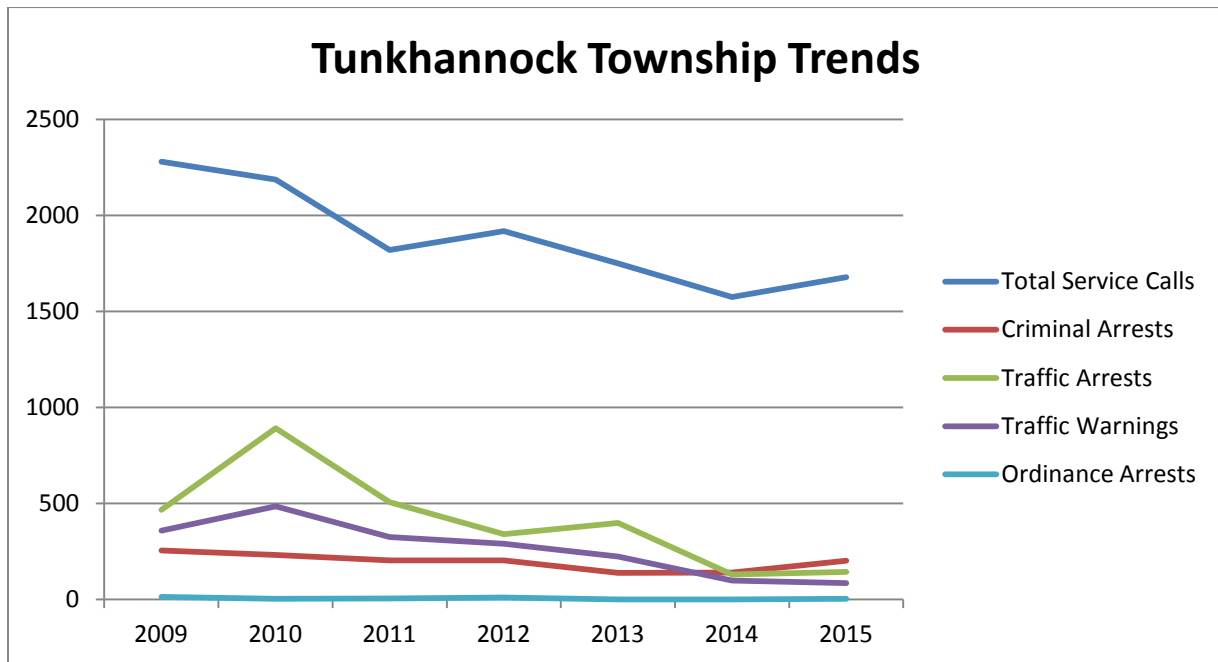
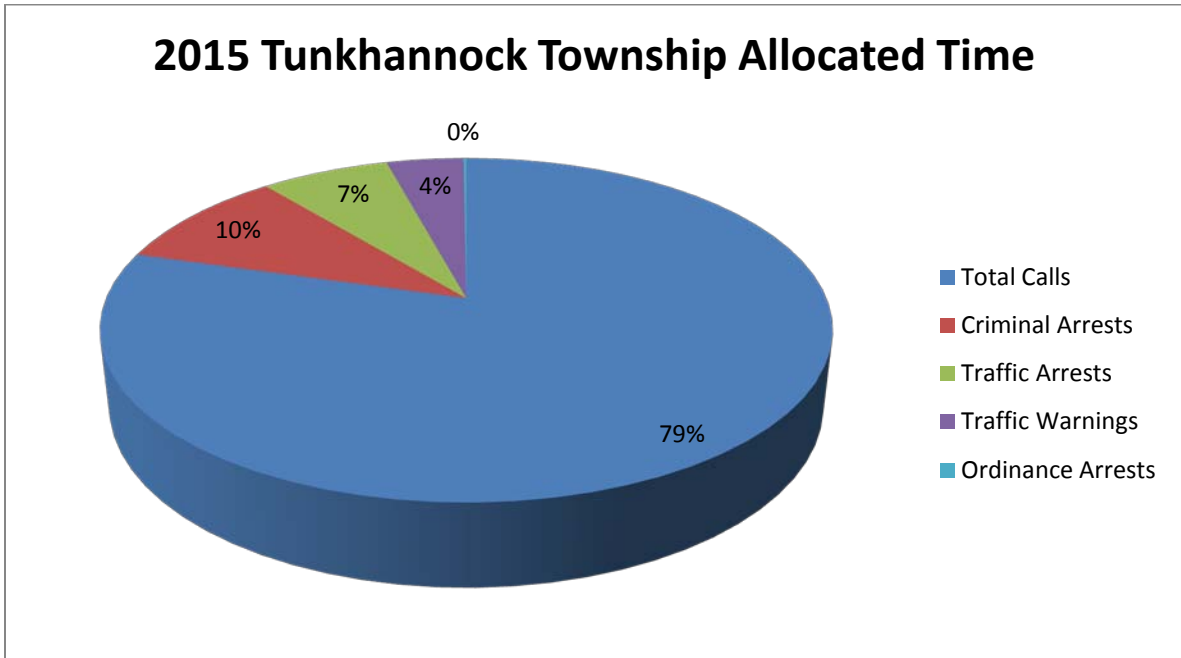
Mount Pocono Trends



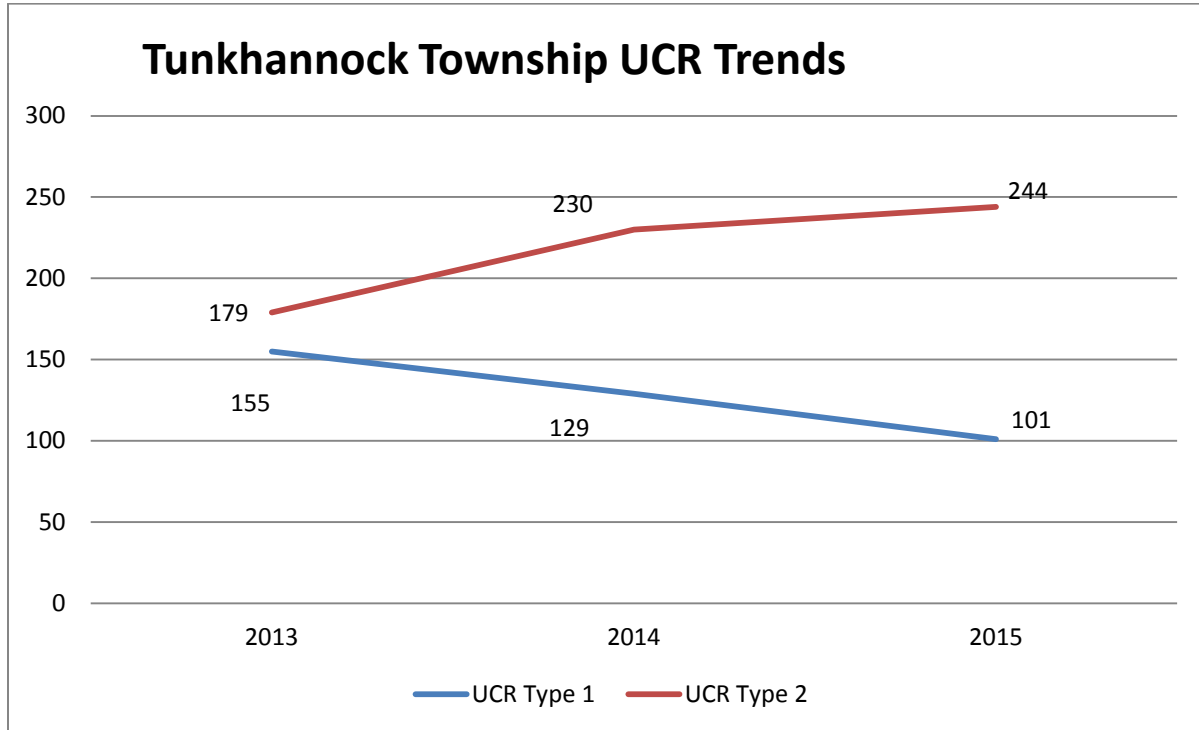
Allocated Time and Trends 2015



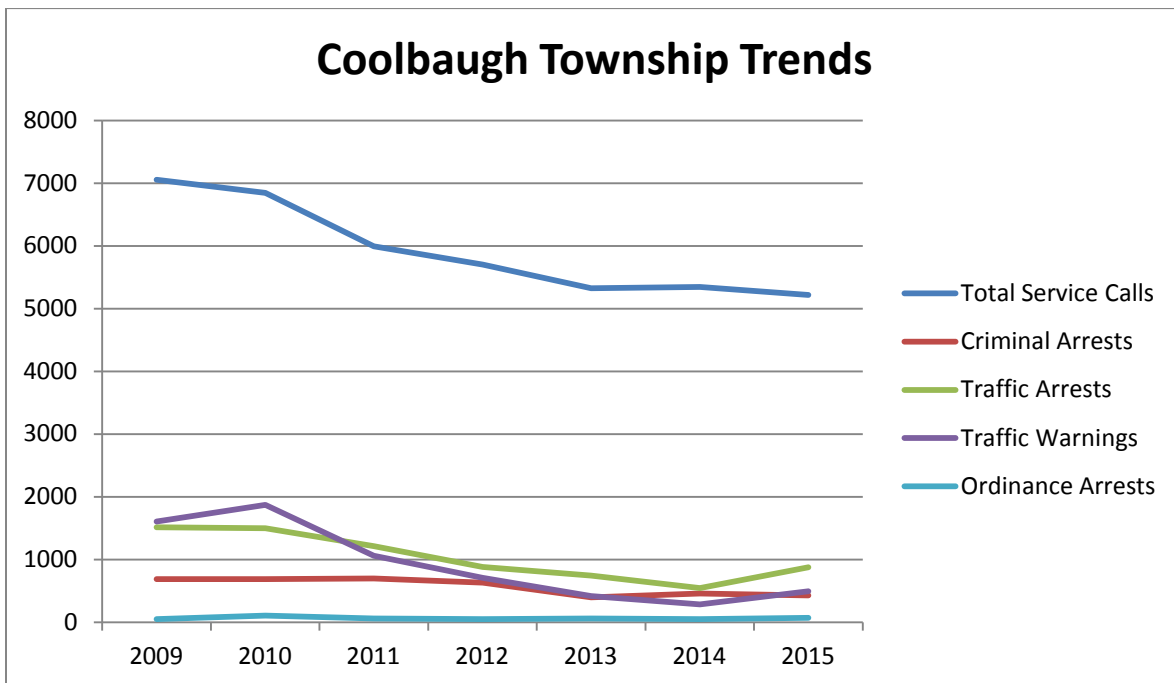
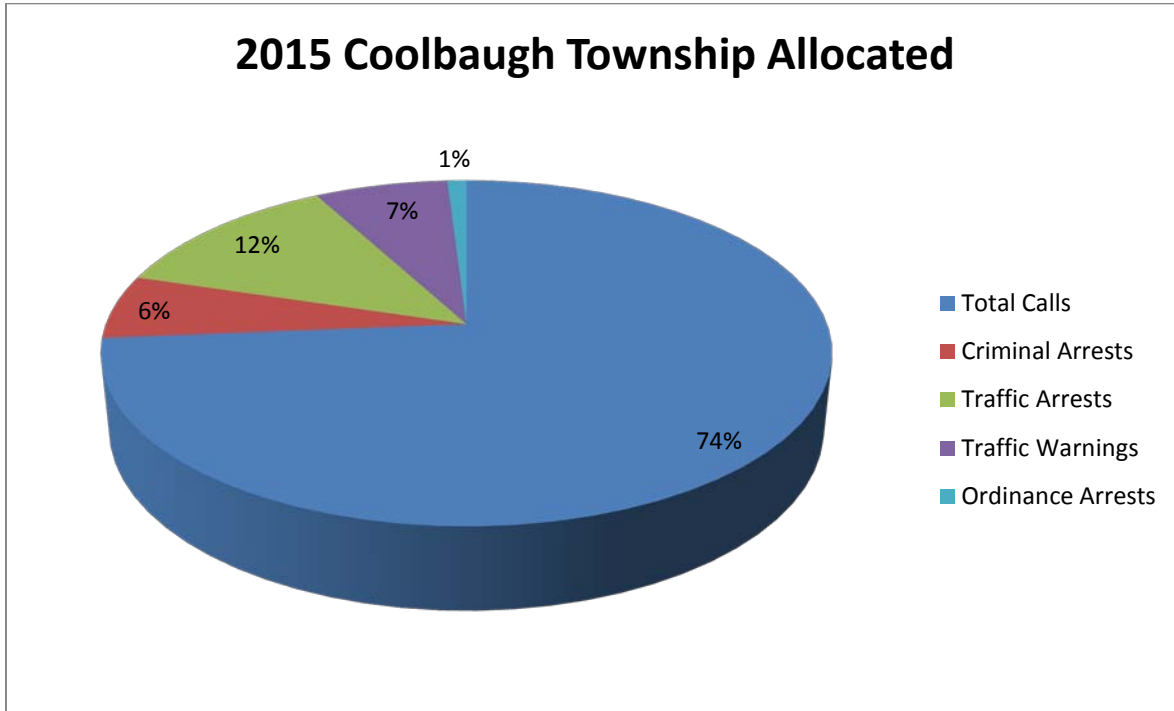
Allocated Time and Trends 2015



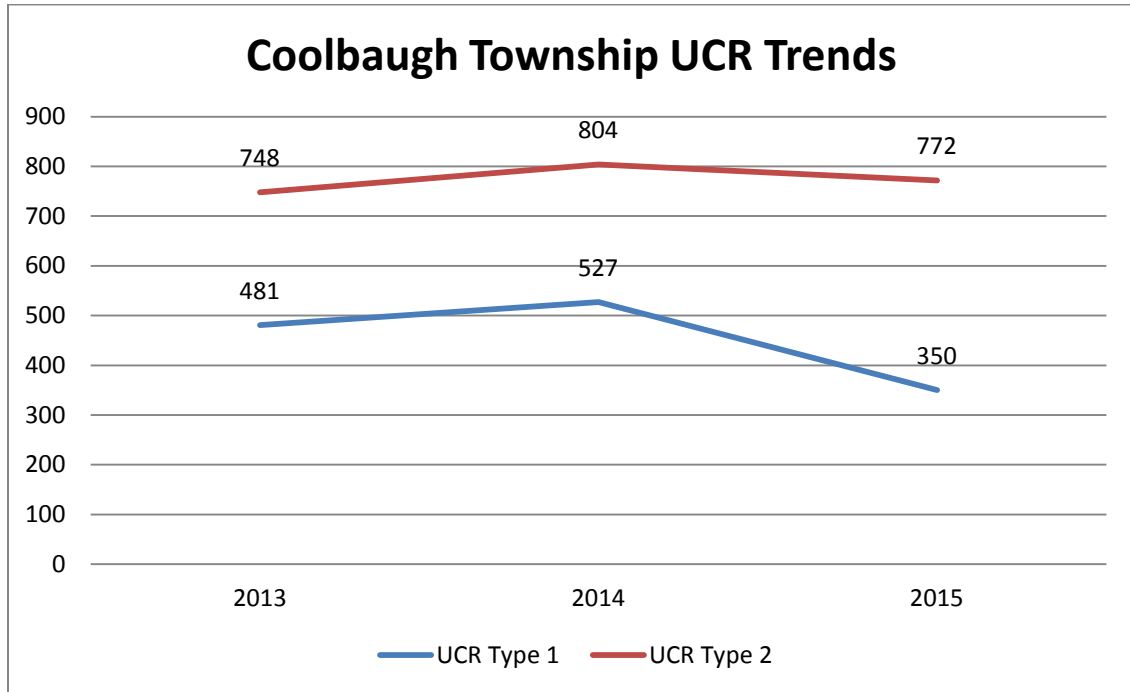
Allocated Time and Trends 2015



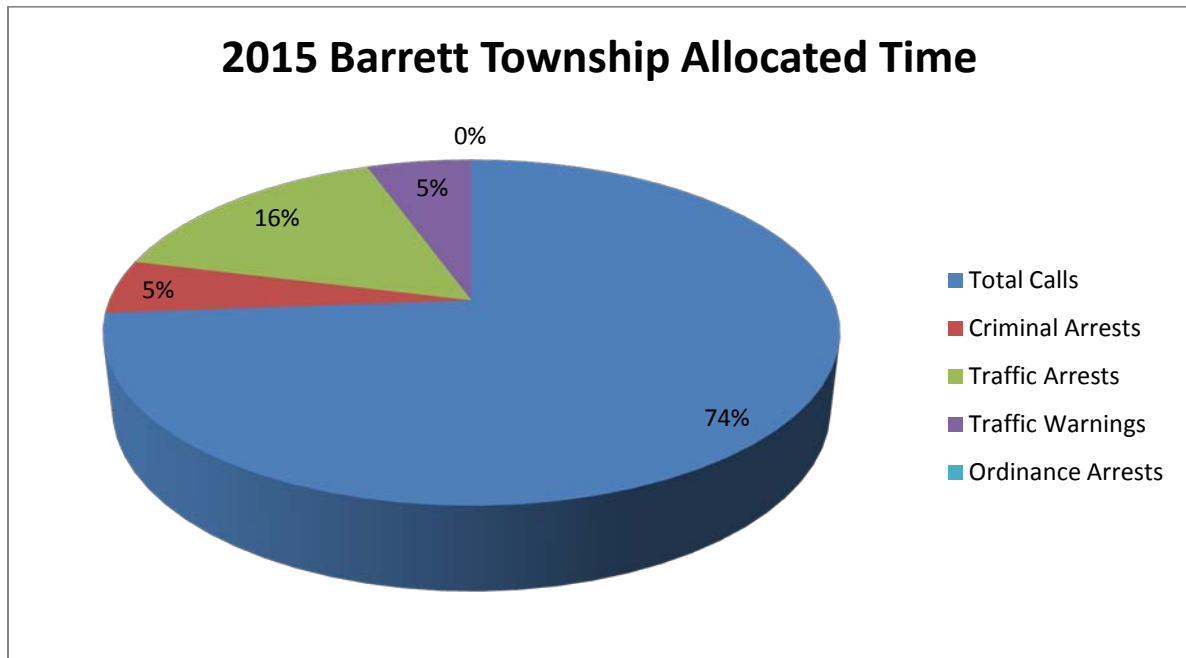
Allocated Time and Trends 2015



Allocated Time and Trends 2015



Allocated Time and Trends 2015

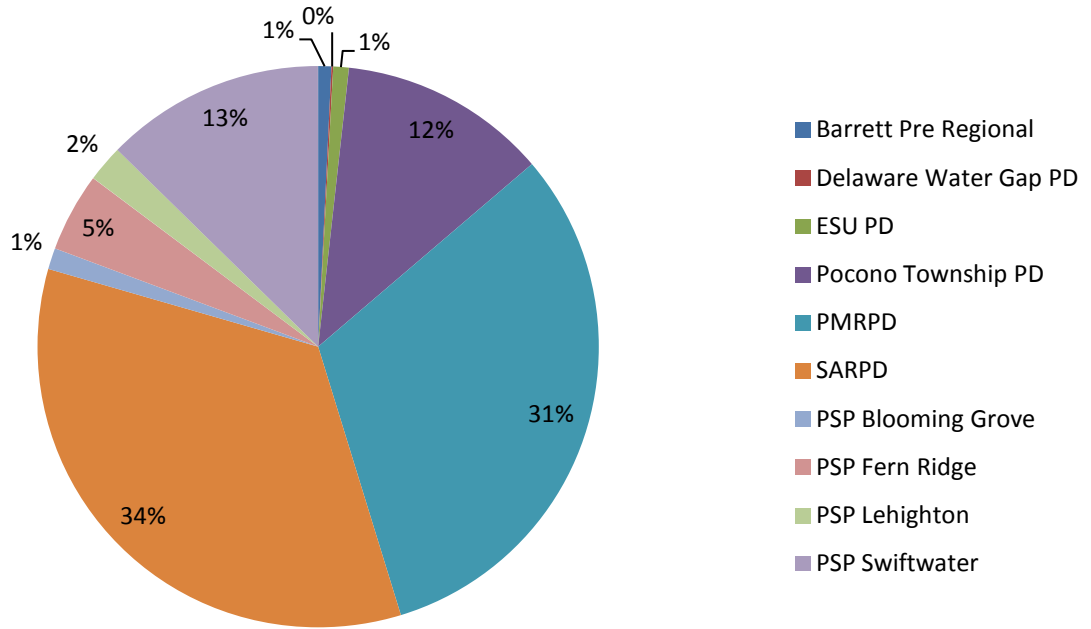


Monroe County Control Center 2015 Police Statistics

Department	2015 Calls Reported
Barrett Township Pre-Regional	762
Delaware Water Gap Police	102
East Stroudsburg University Police	903
Pocono Township Police	12,084
Pocono Mountain Regional Police	31,764
Stroud Area Regional Police	34,488
PA State Police Blooming Grove	1,232
PA State Police Fern Ridge	4,584
PA State Police Lehighton	2,121
PA State Police Swiftwater	12,765

* Note that the PMRPD increased by 3% in MCCC calls from 2014. This is consistent with the Barrett Township regionalization.

2015 Monroe County Control Center Statistics



2015 UCR BREAKDOWN

	JAN	FEB	MAR	APR	MAY	JUNE	JULY	AUG	SEPT	OCT	NOV	DEC	2015 YTD	2014	2013	2012	2011
Homicide	0	0	0	0	0	0	1	0	0	0	0	0	1	0	4	1	2
Forcible Rape	1	0	0	1	0	2	2	1	1	0	3	0	11	24	13	12	14
Robbery	0	2	2	3	1	1	3	2	1	2	2	4	23	12	17	12	21
Assault	12	9	17	11	15	19	19	14	19	18	18	7	178	187	194	193	214
Burglary	11	12	8	14	19	17	20	24	22	27	16	17	207	337	414	320	297
Theft	35	31	29	31	40	62	39	58	75	49	46	39	534	550	542	541	441
MV Theft	2	1	3	2	2	2	0	1	0	3	2	3	21	27	22	25	21
Arson	1	0	0	0	0	0	0	1	0	0	1	0	3	4	9	12	7
Forgery	2	1	7	5	1	1	1	0	1	0	3	1	23	21	15	25	16
Fraud	9	9	17	3	7	28	11	14	15	17	15	7	152	140	139	154	128
Embezzlement	0	0	0	0	0	0	0	0	0	0	0	0	0	0	1	2	2
Stolen Property	2	1	1	0	3	2	0	1	2	2	0	0	14	7	12	13	14
Vandalism	7	6	6	7	15	19	22	29	18	14	8	24	175	200	213	200	302
Weapons Offenses	0	2	1	5	2	1	0	2	6	3	2	3	27	22	7	11	17
Prostitution	0	0	0	0	0	0	0	0	0	0	3	1	4	0	1	0	0
Sex Offenses	9	8	5	5	3	0	8	5	4	6	6	4	63	40	49	34	36
Drug Abuse	16	12	10	9	15	18	5	7	9	8	8	10	127	115	138	124	143
Gambling	0	0	0	0	0	0	0	0	0	0	0	0	0	0	0	0	0
Offenses Against Family	2	1	2	3	5	3	0	9	9	9	10	3	56	21	16	3	3
DUI	9	7	7	7	8	9	15	17	12	8	18	9	126	132	146	140	213
Liquor Laws	1	1	0	1	2	3	1	11	0	0	1	0	21	14	12	23	27
Drunkenness	1	1	2	0	4	2	2	7	1	3	0	7	30	84	49	51	87
Disorderly Conduct	57	44	71	70	66	41	58	55	63	49	41	67	682	637	720	751	749
Vagrancy	0	0	0	0	0	0	0	0	0	0	0	0	0	25	0	0	0
All Others	26	14	25	30	36	27	17	34	25	25	28	26	313	241	267	286	297
	203	162	213	207	244	257	224	292	283	243	231	232	2791	2840	3000	2933	3051



CEDAR CREST COLLEGE

Through 2015, the Pocono Mountain Regional Police continued its partnership with Cedar Crest College in its crime mapping analysis. Cedar Crest College will continue to assist the PMRPD by providing quarterly and annual reports. The goal is to identify geographic and/or crime specific trends in a real-time pattern.

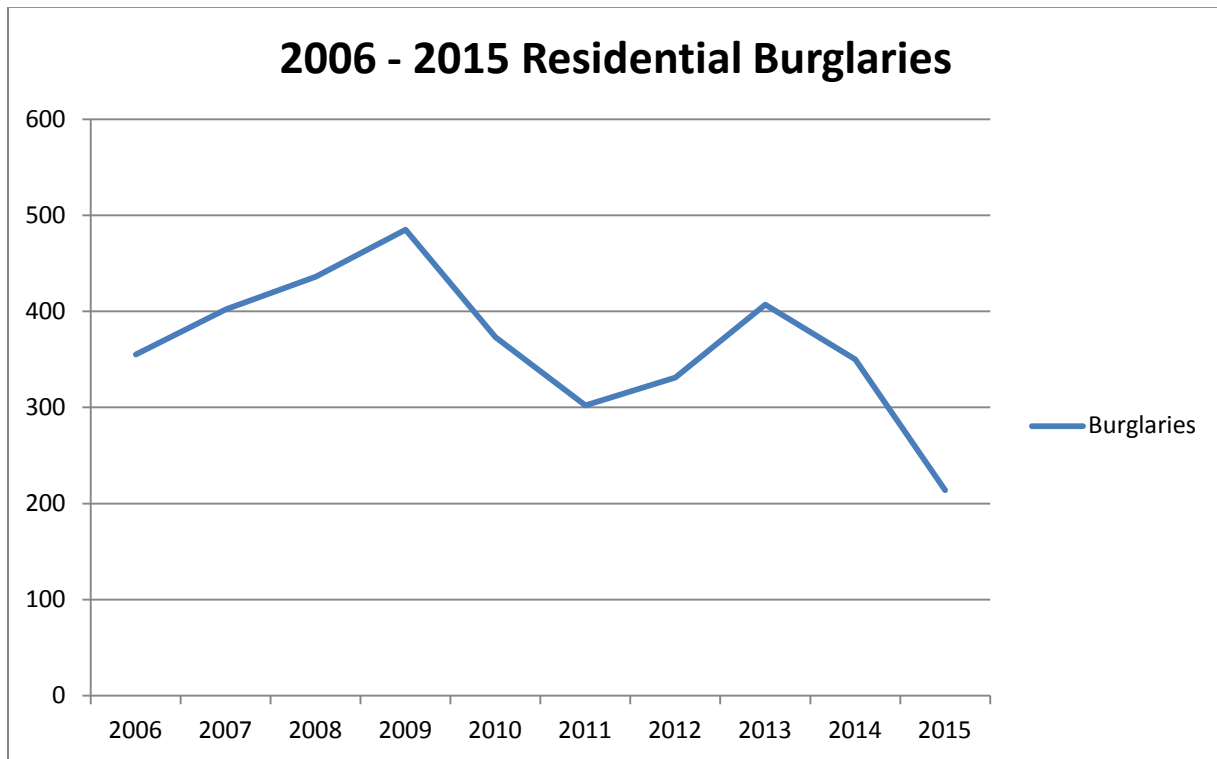
“Listed below is a breakdown of calls-for-service that may be of interest to the Department. This is not meant to be exhaustive but rather to summarize important issues that we have previously discussed. In each of the categories I have provided the 2012 through 2015 results for comparison”. (Hoke pg 2)

Frequency Distribution of Calls For Service:

Call type	Number of calls			
	2012	2013	2014	2015
Residential Burglary	311	391	331	195
Commercial Burglary	21	16	19	19
Total Burglary	332	407	350	214
Shop Lifting (613 / 623 / 633)	178	188	209	214
Burglar Alarm (False)	1003	961	1144	1402
Burglar Alarm (Weather)	173	71	86	59
Burglar Alarm (Accidental)	527	444	362	313
Total Burglar Alarms	1703	1476	1592	1774
Domestic Incidents	684	748	735	965
Harassment	359	324	293	313
Harassment by phone	-	111	107	105
Total Harassment	-	433	400	418
Suspicious Auto	527	382	276	254
Suspicious Condition	292	331	311	304
Suspicious Person	326	280	258	214
Total Suspicious Incidents	1145	993	845	772
Civil Matter	649	529	566	561
DUI (Traffic Stop)	78	63	60	55

DUI (Accident)	51	65	47	57
DUI (Drugs)	7	16	14	17
DUI (Drug-Accident)	4	4	10	3
Total DUI	140	148	131	132

“ The crime type that is most interesting from a research perspective is the drop in residential burglaries. This is the first year since I have been involved with the department that the number of residential burglaries has fallen below 300. The total number of burglaries is 39% lower than last year and represents a 56% decrease from the highest recorded year of 2009”. (Hoke pg 2)

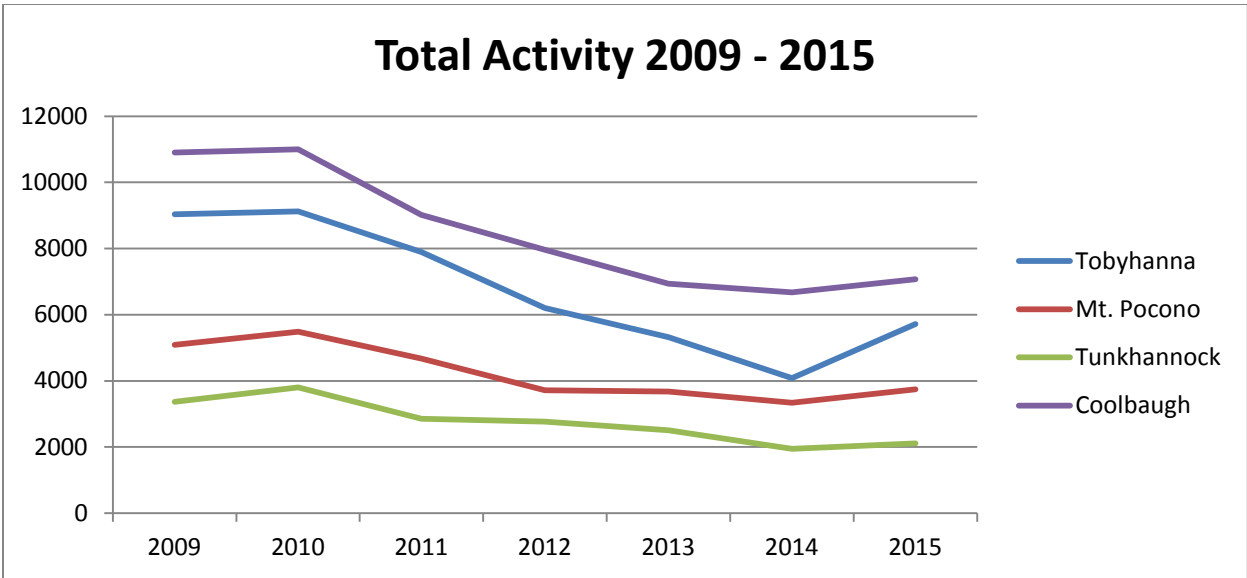
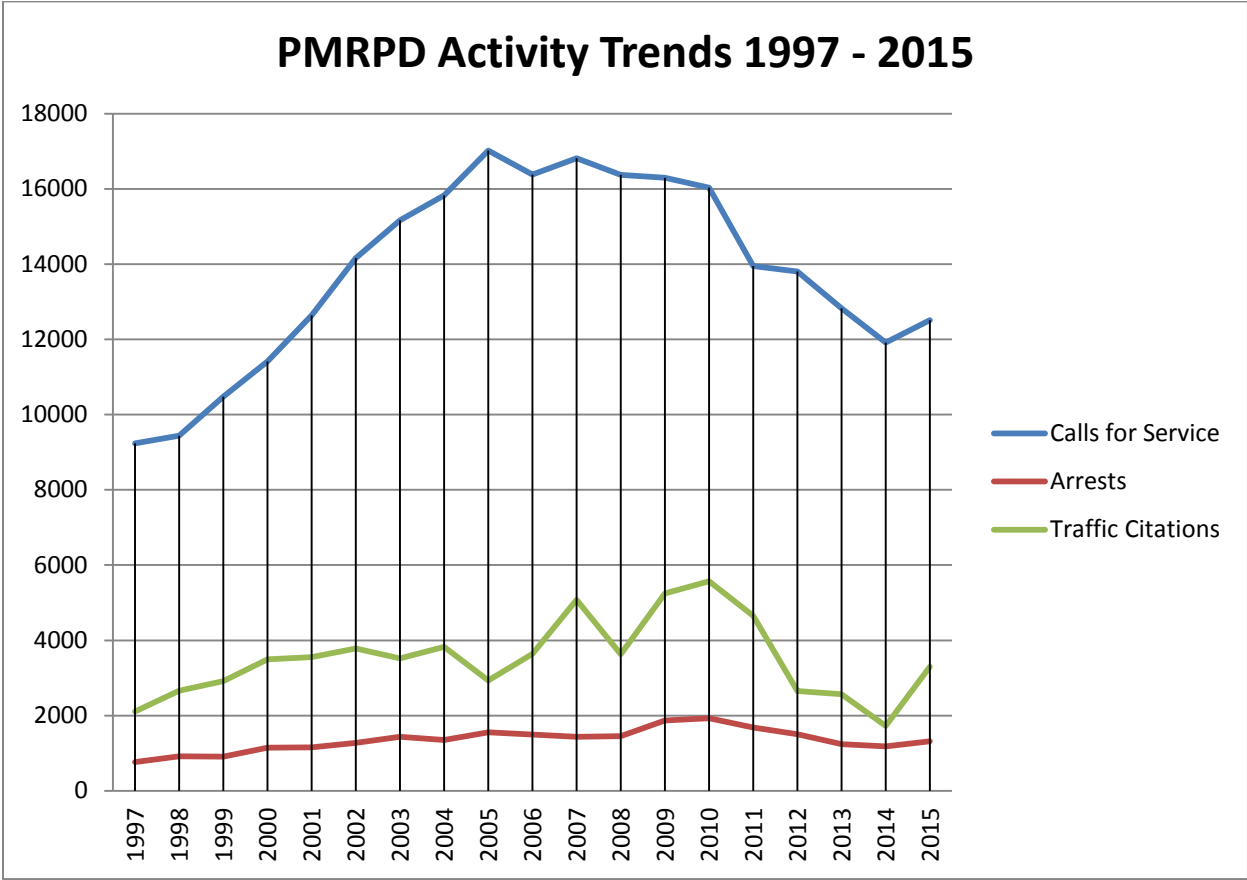


PMRPD Analysis

1997 - 2015

YEAR	CALLS FOR SERVICE	CRIMINAL ARRESTS	TRAFFIC CITATIONS	BILLABLE OFFICERS	UNITS	PPU	BUDGET	TOTAL OFFICERS	CBA Raises	Total court Disbursements
1997	9236	764	2105	26	104	17,831	2,100,570	28		\$ 4,529.36
1998	9436	914	2664	28	112	17,997	2,385,562	30		\$ 90,034.70
1999	10479	911	2917	29	116	19,427	2,642,343	31	\$1,250	\$ 108,155.40
2000	11411	1149	3498	30	120	20,660	2,868,278	32	\$1,250	\$ 122,749.10
2001	12635	1154	3555	30	120	23,033	3,135,498	32	\$1,250	\$ 116,149.25
2002	14164	1275	3782	31	124	26,602	3,711,484	33	7.5%	\$ 116,843.24
2003	15166	1436	3516	32	128	28,386	4,060,456	35	3.5%	\$ 110,093.54
2004	15831	1354	3825	32	128	28,906	4,163,863	35	7%	\$ 110,911.49
2005	17022	1553	2930	33	132	32,582	4,879,154	36	5.2%	\$ 93,145.91
2006	16379	1492	3635	34	136	33,267	5,112,597	37	1%	\$ 111,678.86
2007	16818	1436	5073	35	140	32,751	5,193,331	38	4%	\$ 145,945.56
*2008	16376	1457	3629	37	148	33,094	5,545,580	40	4%	\$ 140,188.22
2009	16299	1871	5248	40	160	32,084	5,823,030	44	4%	\$ 175,080.40
2010	16028	1930	5568	40	160	31,699	6,007,999	44	4%	\$ 178,282.98
2011	13950	1683	4648	39	156	32,214	6,088,699	43	2%	\$ 144,002.80
2012	13802	1505	2648	35	140	34,463	5,721,404	39	3%	\$ 116,137.88
2013	12824	1236	2571	34.5	138	35,049	5,756,983	38	3%	\$ 98,478.49
2014	11916	1184	1726	32	128	37,787	5,627,573	36	0%	\$ 75,877.04
2015	12507	1315	3300	35	140	40,332	5,392,174	40	1%	\$ 94,464.58

PMRPD Analysis



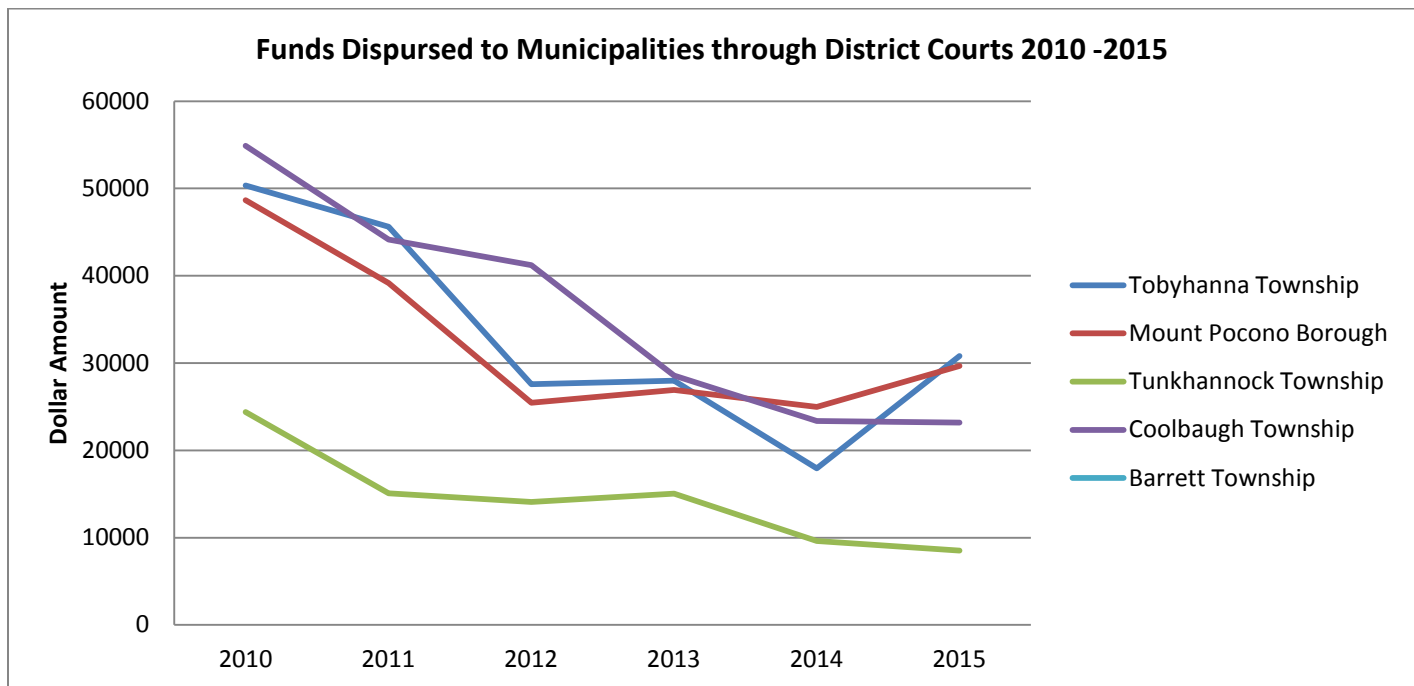
State Funded Programs

Aggressive Driving / Buckle Up PA/ Liquor Control Grant

Program	Dollars Received	Traffic Citations	Non-Traffic Citations	Criminal Arrests
Aggressive Driving	\$4,100	111	0	0
Buckle Up PA	\$6,900	164	0	0
LCE Grant	\$6,860	0	20	2

Funds Dispersed from District Courts 2010 – 2015

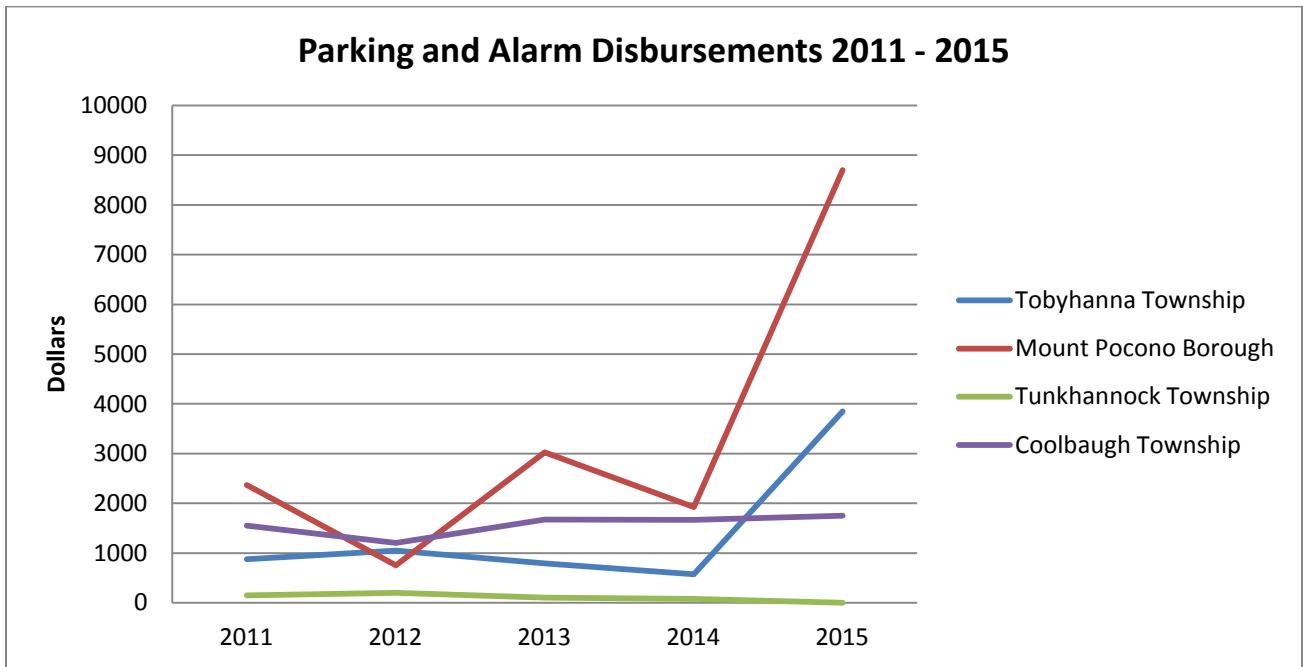
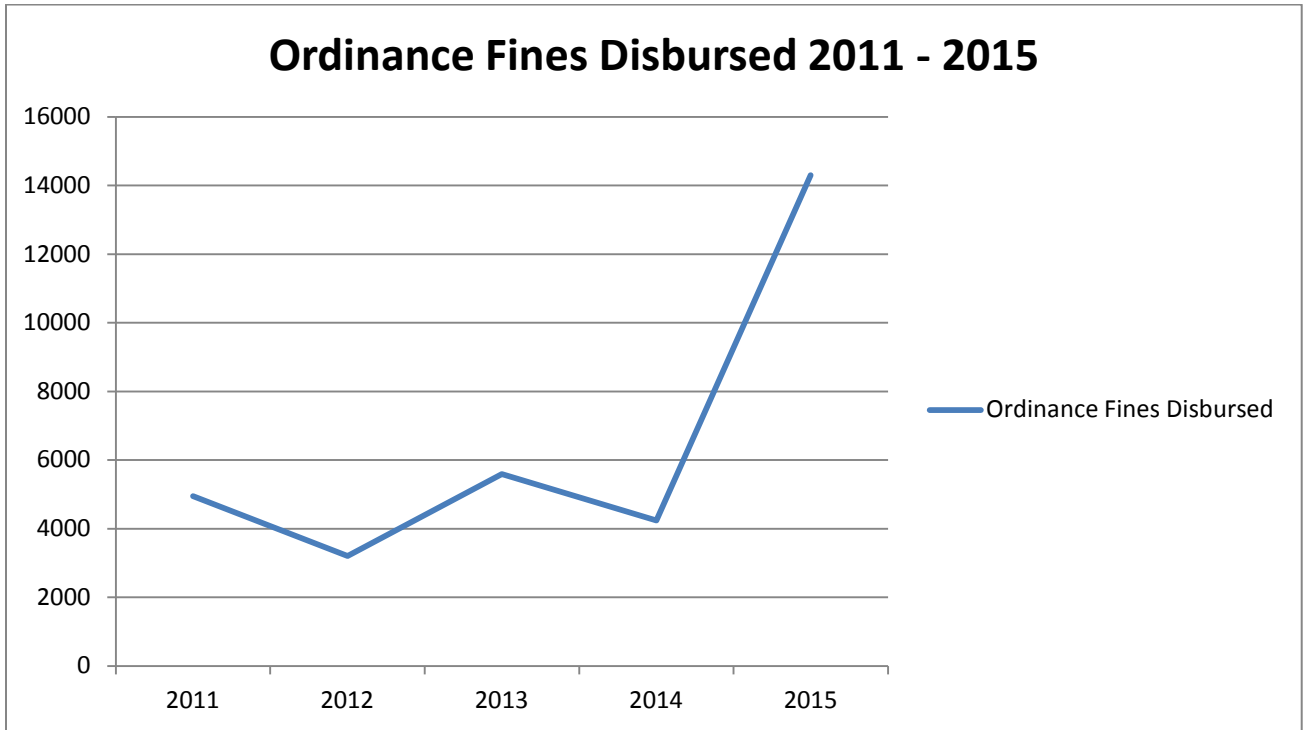
	2010	2011	2012	2013	2014	2015	%
Tobyhanna Township	\$50,348.71	\$45,599.71	\$27,591.69	27,988.17	17,924.76	30,789.46	33
Mount Pocono Borough	\$48,657.00	\$39,165.24	\$25,458.69	26,908.44	24,966.76	29,676.86	31
Tunhannock Township	\$24,377.40	\$15,086.41	\$14,080.02	15,023.11	9,605.07	\$8,512.59	9
Coolbaugh Township	\$54,899.87	\$44,151.45	\$41,224.28	28,558.77	\$23,380.45	\$23,192.95	25
Barrett Township						\$2,292.72	2
Total	\$178,282.98	\$144,002.81	\$108,354.68	\$98,478.49	\$75,877.04	\$94,464.58	100



MONEY DISBURSED THROUGH PARKING VIOLATIONS AND ALARM FINES 2011 THROUGH 2015

	2011	2012	2013	2014	2015	
Tobyhanna Township						
Parking Violations Pd	775.00	925.00	490.00	350.00	\$3,750	
Alarms Pd	100.00	125.00	300.00	225.00	\$100	
	875.00	1,050.00	790.00	575.00	\$3,850	27%
Mount Pocono Borough						
Parking Violations Pd	2,270.00	700.00	2,775.00	1,575.00	\$8,650	
Alarms Pd	100.00	50.00	250.00	350.00	\$50	
	2,370.00	750.00	3,025.00	1,925.00	\$8,700	61%
Tunkhannock Township						
Parking Violations Pd	50.00	100.00	-	-		
Alarms Pd	100.00	100.00	100.00	75.00	\$0	
	150.00	200.00	100.00	75.00	\$0	0%
Coolbaugh Township						
Parking Violations Pd	1,350.00	1,150.00	1,050.00	815.00	\$1,750	
Alarms Pd	200.00	50.00	625.00	850.00	\$0	
	1,550.00	1,200.00	1,675.00	1,665.00	\$1,750	12%
Barrett Township						
Parking Violation Pd					\$0	0%
Alarms Pd					\$0	
					\$0	
Totals	4945	3200	5590	4240	\$14,300	
	TOTAL ORDINANCE FINES COLLECTED				14,300	

Ordinance Disbursements



2015 Fleet

Unit	Y/M/M	Purchased	2015 Mileage	Total Mileage	2015 Cost	Total Cost
1	2009 Dodge Charger	4/2010	25,212	152,490	\$4,530	\$7,550.85
2	2015 Dodge Charger	4/2015	24,785	24,785	\$88.67	\$88.67
3	2012 Dodge Charger	12/2012	31,524	105,510	\$3,171.03	\$3,879.00
4	2010 Dodge Charger	6/2010	10,173	172,703	\$935.72	\$4,154.33
5	2012 Dodge Charger	12/2012	29,266	102,357	\$648.50	\$1,502.86
6	2014 Dodge Charger	9/2014	42,056	56,335	\$261.12	\$431.01
7	2012 Dodge Charger	12/2012	37,717	113,700	\$2,710.68	\$3,142.26
8	2014 Dodge Charger	9/2014	39,791	45,745	\$341.05	\$347.46
9	2014 Chevy Tahoe	7/2014	27,602	41,882	\$48.67	\$60.25
10	2010 Dodge Charger	11/2010	13,586	81,728	\$5,489	\$7,887.29
11	2015 Dodge Ram	6/2015	9,948	9,948	\$0	\$0
12	2010 Chevy Tahoe	11/2010	16,677	136,525	\$727.31	\$2,107.85
14	2010 Dodge Charger	10/2010	20,859	159,667	\$1,361.40	\$4,990.09
15	2015 Dodge Charger	4/2015	18,919	18,919	\$12.82	\$12.82
16	2010 Dodge Charger	4/2010	17,867	178,306	\$314.51	\$3,202.19
18	2014 Dodge Charger	9/2014	36,717	41,300	\$482.46	\$482.46
20	UC	6/2010	15,565	150,251	\$268.00	\$3,373.30
21	UC	6/2014	20,569	63,985	\$322.55	\$322.55
22	UC	6/2014	13,645	36,545	\$5.79	\$9.58
23	UC	2/2009	13,423	103,200	\$221.41	\$761.66
24	UC	5/2013	12,282	79,377	\$222.90	\$235.72
25	UC	7/2015	4,666	28,266	\$153.28	\$153.28
Old 25	UC	2/2009	0	96,802	\$0	\$602.32
27	UC	8/2008	9,565	127,906	\$2,166.03	\$4,053.26
28	UC	5/2014	14,738	90,695	\$691.70	\$1,117.79
31	Ford E350	4/2010	817	67,603	\$845.20	\$1,268.13
32	2005 GMC Van	9/2006	5,509	62,322	\$362.53	\$648.68
33	2011 Ford F550	4/2011	506	3104	\$0	\$0
34	2010 Ford Crown Victoria	7/2015	5,837	85,138	\$78.99	\$78.99
35	2013 Ford Expedition	7/2015	4,158	23,888	\$0	\$0
36	2014 Ford Taurus	7/2015	9,583	11,241	\$8.59	\$8.59
HD	2004 Harley Davidson	05/2004	1,371	41,276	\$583.05	\$710.45

15,000 - 25,000 Miles

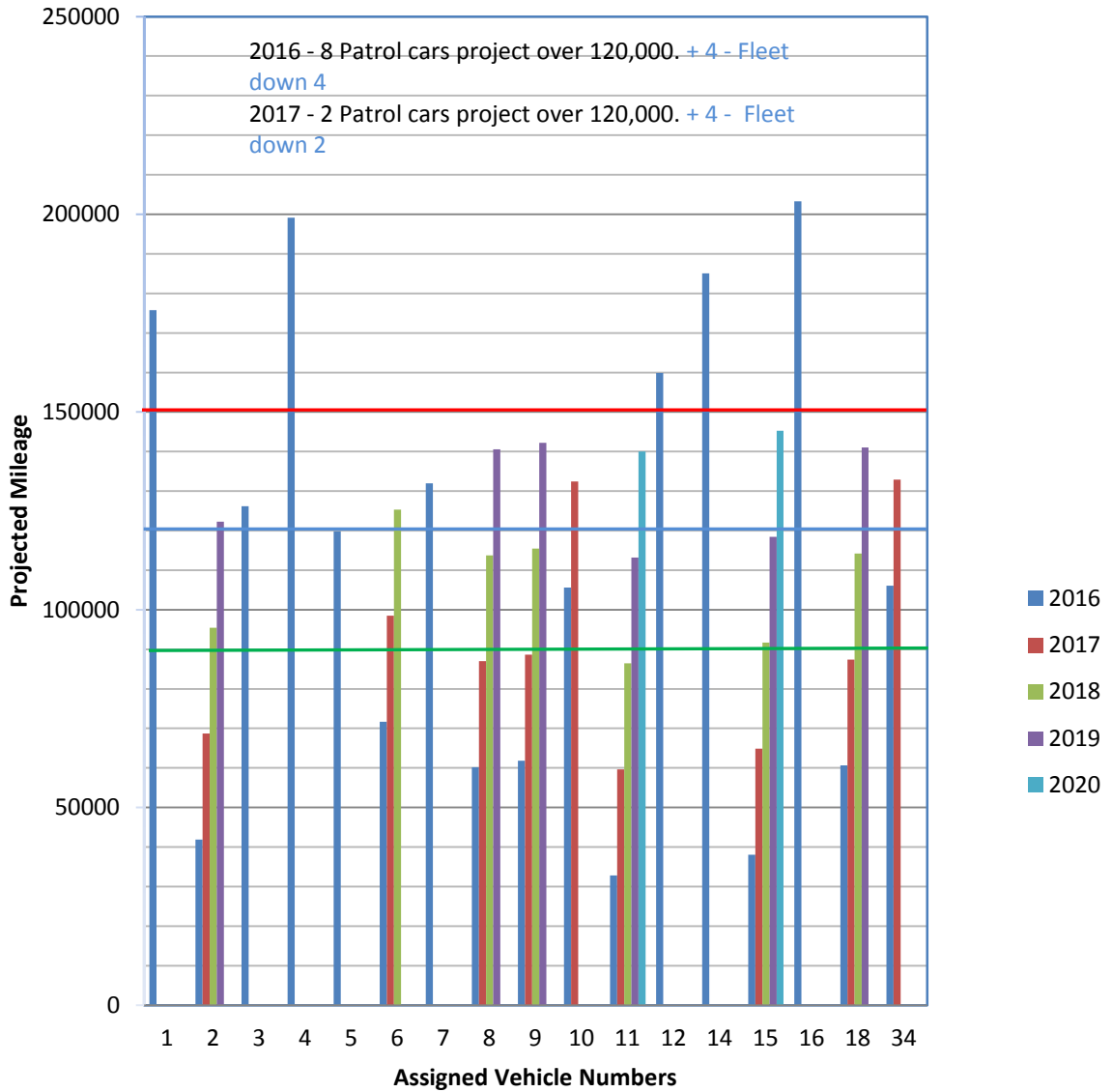
\$1,000 - \$2,000 Costs

> 25,000 Miles

> \$2,000 Costs

Fleet Projections

Vehicle Replacement Projections



Industry Standards for replacement of Police Patrol Sedans is between 90,000 - 120,000 Miles. 150,000 miles is an advised maximum threshold. Recommended annual mileage is 20,000 or less.

2015 Fleet

Patrol Vehicles	Undercover Vehicles	Administrative Vehicles	Special Service Vehicles
418,119 miles	84,222 miles	20,231 miles	8,203 miles
Average mileage	Average mileage	Average mileage	Average mileage
23,228	14,037	10,115	2,050



In 2015, the Pocono Mountain Regional Police continues to be an active participant in the Northeast Pennsylvania Counter Terrorism Task Force (NEPACTTF). The NEPACTTF is funded by grants through the Federal Emergency Management Agency and funneled through the Pennsylvania Emergency Management Agency. While federal grant funds have decreased over several years. The Pocono Mountain Regional Police still benefits from participation in the organization. In 2015, the NEPACTTF provided the Pocono Mountain Regional Police with ten (10) ballistic plate carriers for a total cost of \$1,135 and four (4) tactical ballistic vests with a total cost of \$8,962.32.

Pocono Mountain Regional Police Foundation



Board members:

President: John Lamberton

Vice-President: Brandon Igdalsky

Secretary: Mathew Nero

Treasurer: Francis DePiano

Member: Chris Wagner

Member Robert Jones

Member: David Moyer

Member: James Apgar

Strong community partnerships are built with a strong Pocono Mountain Regional Police Foundation

Pocono Mountain Regional Police Foundation

In 2015, the Pocono Mountain Regional Police Foundation Reimbursed the department 6,925.97 for a pole camera. The pole camera is a critical and fundamental piece of equipment used by our SWAT team. The PMRPF also reimbursed the department \$3,740.52 for K9 equipment and training expenses. Finally, the PMRPD reimbursed the department \$179.99 for bicycle patrol expenses. These expenses totaled **\$10,846.48**.

Additionally, the PMRPF directly paid the Pocono Mountain Regional Police's Pennsylvania Law Enforcement Accreditation Fee of \$1,000.00 and \$3,600.00 to the departments grant writer totaling \$4,600.00.

The total amount of reimbursement and purchases by the PMRPF totaled **\$15,446.48**.

Pocono Mountain Regional Police Foundation

Balance Sheet

Accrual Basis as of December 31, 2015

Dec 31, 2014

ASSETS Current Assets Checking/Savings

Checking: \$79,916.17

Total Checking/Savings: \$79,916.17

Other Assets: \$6,006.38

TOTAL Current ASSETS: \$85,922.55

Other Assets

- Petty Cash \$100.00

Total Assets: 86,022.55

LIABILITIES & EQUITY Liabilities Current

Liabilities Accounts Payable Accounts

Payable: \$10,888.17

Total Accounts Payable: \$10,888.17

Total Current Liabilities: \$10,888.17

Total Liabilities: \$10,888.17

Pocono Mountain Regional Police Foundation

Opening Balance Equity: \$1,616.00
Equity Unrestricted Net Assets: \$66,799.80
Net Income: \$6,718.58
Total Equity \$75,134.38
TOTAL LIABILITIES & EQUITY: \$ 86,022.55

Pocono Mountain Regional Police Foundation

Profit & Loss

Accrual Basis January through December 2015

Jan - Dec 15 Ordinary Income/Expense Income

Direct Public Support: \$270.00

Event Receipts: \$34,011.00

Donations-K9 Fund \$525.20

Shirt Sales -K9 Fund \$9,470.00

Misc. Revenue: \$211.89

Total Income \$44,488.09

Costs of Goods Sold: \$2,961.12

Gross Profit: \$41,526.97

Expense:

Annual Department Gift: \$10,846.48

Bank Fees: \$ 24.52

Business Expense

Business Registration Fees: \$415.00

Total Business Expenses: \$415.00

Pocono Mountain Regional Police Foundation

Community Service & Awards: \$591.69
Outside Contract Service: \$7,678.70

Event Expenses: \$14,013.00
K9 Shirts: \$1,240.00
Reconciliation Discrepancies: \$1.00

Total Expenses: \$34,808.39

Net Ordinary Income: \$6,718.58

Net Income: \$6,718.58